PROPERTY MANAGEMENT

September 2020 MONTHLY REPORT

PREPARED FOR:

Innovation Park

Leon County Research & Development Authority

Tallahassee, FL

NAI TALCOR

1018 Thomasville Road, Suite 200A
Tallahassee, Florida 32303
+1 850 224 2300
TALCOR.COM

TABLE OF CONTENTS

September 2020
Financial Performance Review

Balance Sheet
Income Statement
Budget Comparison
Cash Flow Statement
Bank Reconciliation
Check Register
Deposit Register
Aged Accounts Receivable Report
Accounts Payable Detail
Rent Rolls
Work Order Report

NAI TALCOR
1018 Thomasville Road, Suite 200A
Tallahassee, Florida 32303
+1 850 224 2300
TALCOR.COM

INNOVATION PARK (innvtion)

Balance Sheet (With Period Change)

Period = Sep 2020

Book = Accrual

		Balance Current Period	Beginning Balance	Net Change
1000-0000	**ASSETS**			
1100-0000	CASH			
1110-4500	Cash - Hancock #2	274,833.41	284,360.92	-9,527.51
1121-6600	Petty Cash Fund	200.00	200.00	0.00
1190-0000	TOTAL CASH	275,033.41	284,560.92	-9,527.51
1200-0000	**RECEIVABLES**			
1203-0000	A/R-Tenant	60,760.26	54,331.29	6,428.97
1204-0000	AR-Tenant Expenses to be Reimbursed	204.65	32.58	172.07
1206-0000	Other Receivables	296.62	0.00	296.62
1209-0000	Accrued Interest Receivable	4,057.43	4,575.47	-518.04
1210-0000	Accounts Receivable	55,531.02	49,924.39	5,606.63
1218-0000	Due from IP TLH	8,898.95	8,898.95	0.00
1299-0000	**TOTAL RECEIVABLES**	**129,748.93**	**117,762.68**	**11,986.25**
1300-1000	PROPERTY			
1305-0000	Land	635,920.58	635,920.58	0.00
1330-2100	Building and Improvements	34,560.27	34,560.27	0.00
1590-0000	Accumulated Depreciation	-7,202,203.73	-7,167,058.09	-35,145.64
1620-0000	F/F/E- Improvements	121,384.07	121,566.35	-182.28
1661-0000	Admin Centre Assets	172,895.34	172,895.34	0.00
1662-0000	Research Building Assets	2,159,277.99	2,159,277.99	0.00
1663-0000	Phipps Building Assets	1,317,988.90	1,317,988.90	0.00
1664-0000	Collins Building Assets	1,766,888.51	1,766,888.51	0.00
1666-0000	Johnson Building Assets	3,653,687.91	3,653,687.91	0.00
1668-0000	Park Planning/Development	939,865.15	939,865.15	0.00
1745-0000	Prepaid Lease Commissions	15,000.00	15,000.00	0.00
1746-0000	Accumulated Amortization-Leasing Commissio	-8,000.33	-7,875.33	-125.00
1748-0000	Intangible Assets	59,275.00	59,275.00	0.00
1752-0000	Accumulated Amortization	-27,198.56	-26,704.60	-493.96
1790-0000	TOTAL PROPERTY	3,639,341.10	3,675,287.98	-35,946.88
1840-0000	OTHER ASSETS			
1913-0000	Prepaid Insurance	144.00	4,097.24	-3,953.24
1915-0000	Prepaid Expenses	3,150.00	425.00	2,725.00
1925-0000	Investments	1,912,194.33	1,907,248.71	4,945.62
1945-0000	Investments Limited as to Use	1,800,000.00	1,800,000.00	0.00
1960-0000	Pension - Deferred Outlows of Resources	117,900.00	117,900.00	0.00
1980-0000	TOTAL OTHER ASSETS	3,833,388.33	3,829,670.95	3,717.38
1990-0000	**TOTAL ASSETS**	**7,877,511.77**	**7,907,282.53**	**-29,770.76**
2000-0000	**LIABILITIES and CAPITAL**			
2236-0000	Accounts Payable	42,716.56	17,234.89	25,481.67
2246-0000	Prepaid Rents	949.11	3,800.96	-2,851.85
2249-0000	Accrued Other	33,246.30	29,663.52	3,582.78
2250-0000	Tenant Security Dep	1,699.40	1,699.40	0.00
2305-0000	Sales Tax Payable	2,194.82	2,221.98	-27.16
2308-0000	Unearned Revenue - Current	43,250.00	43,250.00	0.00
2320-0000	Net Pension Liability	225,896.00	225,896.00	0.00
2420-0000	Pension - Deferred Inflow of Resources	19,691.00	19,691.00	0.00
2490-0000	**TOTAL LIABILITIES**	**369,643.19**	**343,457.75**	**26,185.44**

INNOVATION PARK (innvtion)

Balance Sheet (With Period Change)

Period = Sep 2020

Book = Accrual

		Balance Current Period	Beginning Balance	Net Change
2500-0000	**CAPITAL**			
2730-0000	Invested in Capital Assets-Net of Debt	3,600,264.99	3,583,165.83	17,099.16
2750-0000	Unrestricted	2,107,603.59	2,180,658.95	-73,055.36
2760-0000	Designated Net Assets	1,800,000.00	1,800,000.00	0.00
2890-0000	**TOTAL CAPITAL**	**7,507,868.58**	**7,563,824.78**	**-55,956.20**
2990-0000	**TOTAL LIABILITIES and CAPITAL**	**7,877,511.77**	**7,907,282.53**	**-29,770.76**

INNOVATION PARK (innvtion)

Income Statement

Period = Sep 2020

Book = Accrual

		Period to Date	%	Year to Date	%
3000-0000	INCOME				
3050-0000	INCOME - OPERATING				
3110-0000	Rent	64,878.29	82.37	779,996.93	79.85
3114-5000	Operating Expense Reimbursement	579.58	0.74	3,981.19	0.41
3115-0000	CAM	6,684.26	8.49	60,760.26	6.22
3120-0000	Other Rents	0.00	0.00	150.00	0.02
3220-0000	Interest Income	4,478.10	5.69	74,375.76	7.61
3306-0100	Grant Revenue	1,919.00	2.44	54,805.00	5.61
3310-0000	Other Income	200.00	0.25	2,410.15	0.25
3315-0000	Sales Tax Discount	4.95	0.01	91.31	0.01
3540-0000	Electricity Pass Thru	21.67	0.03	260.04	0.03
3990-0000	**TOTAL REVENUE**	**78,765.85**	**100.00**	**976,830.64**	**100.00**
4000-0000	**OPERATING EXPENSES**				
4400-0000	PAYROLL EXPENSE				
4401-0000	Executive Director-Authority	12,500.00	15.87	150,000.00	15.36
4402-0000	Director Business Inc	9,013.34	11.44	106,773.36	10.93
4403-0000	Salary - Director PC	3,750.00	4.76	44,226.61	4.53
4404-0000	Payroll Taxes - Authority	2,194.24	2.79	24,005.35	2.46
4405-0000	Worker's Compensation-Authority	-900.00	-1.14	2,659.94	0.27
4406-0000	Employee Benefits-Authority	18,169.30	23.07	92,474.95	9.47
4410-0000	Wages - Administrative	1,999.55	2.54	20,326.36	2.08
4490-0000	TOTAL PAYROLL EXPENSE	46,726.43	59.32	440,466.57	45.09
4600-0000	UTILITIES				
4605-0000	Electric	7,893.23	10.02	77,943.94	7.98
4622-0000	Demand Credit	0.00	0.00	-93.27	-0.01
4635-0000	Refuse Collection	585.68	0.74	7,468.90	0.76
4640-0000	Water/Sewer	334.23	0.42	4,012.99	0.41
4642-0000	Non CAM Water/Sewer	204.22	0.26	2,638.09	0.27
4648-0000	Irrigation - Utility	56.02	0.07	700.82	0.07
4649-0000	Irrigation-NonCAM	42.81	0.05	465.54	0.05
4650-0000	Stormwater	288.30	0.37	3,428.51	0.35
4660-0000	Fire Service - Utility	236.27	0.30	2,870.25	0.29
4799-0000	TOTAL UTILITIES	9,640.76	12.24	99,435.77	10.18
5116-5000	REPAIR/MAINTENANCE				
5120-0000	Electric Repairs	0.00	0.00	3,221.58	0.33
5122-0000	NONCAM Electrical Repairs	0.00	0.00	137.15	0.01
5125-0000	Electric Supplies	424.53	0.54	2,593.03	0.27
5127-0000	NONCAM Electric Supplies	0.00	0.00	41.34	0.00
5140-0000	Elevator Maintenance	0.00	0.00	101.25	0.01
5141-0000	Elevator Maintenance-NonCAM	0.00	0.00	48.75	0.00
5160-0000	Exterior Building Maintenance	1,188.47	1.51	4,610.16	0.47
5162-0000	Non CAM Exterior Bldg Maint.	0.00	0.00	1,154.58	0.12
5170-0000	Fire Extinguisher Maintenance	0.00	0.00	1,259.00	0.13
5175-0000	Fire Alarm/Sprinkler Repair	0.00	0.00	408.00	0.04
5180-0000	HVAC Repair	5,037.52	6.40	25,886.90	2.65
5185-0000	HVAC Supplies	0.00	0.00	26.80	0.00
5190-0000	Landscaping Supplies	0.00	0.00	23.95	0.00
5192-0000	Landscaping Expense	44.42	0.06	948.96	0.10
5195-0000	Tree Trimming	2,300.00	2.92	7,915.00	0.81
5198-0000	TIC-Trail Maintenance Expense	0.00	0.00	5,883.08	0.60
5210-0000	Locks & Keys Repairs	0.00	0.00	187.45	0.02
5230-0000	Plumbing Repairs	0.00	0.00	2,133.91	0.22
5232-0000	Non CAM Plumbing Repairs	0.00	0.00	808.93	0.08
5235-0000	Plumbing Supplies	18.04	0.02	268.60	0.03
5250-0000	Roof Repairs	1,380.00	1.75	4,035.00	0.41
5260-0000	Signage	0.00	0.00	3,961.93	0.41
5290-0000	Other Maintenance	438.95	0.56	2,554.11	0.26
5292-0000	Non CAM Other Maintenance	14.98	0.02	21.44	0.00
5299-0000	TOTAL REPAIR/MAINTENANCE	10,846.91	13.77	68,230.90	6.98
5300-0000	CLEANING AND IMPROVEMENTS				
5310-0000	Carpet Cleaning	0.00	0.00	2,300.00	0.24
5340-0000	Painting	0.00	0.00	52.51	0.01
5345-0000	Painting Supplies	0.00	0.00	70.80	0.01
5380-0000	Other Cleaning and Improvements	25.58	0.03	4,757.27	0.49

INNOVATION PARK (innvtion)

Income Statement

Period = Sep 2020

Book = Accrual

		Period to Date	%	Year to Date	%
5399-0000	TOTAL CLEANING AND IMPROVEMENTS	25.58	0.03	7,180.58	0.74
5400-0000	SERVICES				
5410-0000	Elevator Service	0.00	0.00	1,340.69	0.14
5412-0000	Elevator Service-NonCAM	0.00	0.00	645.51	0.07
5420-0000	Fire Protection System	105.00	0.13	3,446.00	0.35
5425-0000	Fire Protection Phone	297.33	0.38	3,425.88	0.35
5430-0000	Exterminating	1,075.00	1.36	5,002.00	0.51
5445-0000	Backflow Prevention Service	0.00	0.00	125.00	0.01
5447-0000	HVAC Monthly Service	3,449.37	4.38	12,890.04	1.32
5450-0000	Janitorial Service	3,974.42	5.05	44,491.28	4.55
5460-0000	Landscaping Service	656.55	0.83	28,512.96	2.92
5461-0000	Landscaping - Trail	185.00	0.23	1,480.00	0.15
5462-0000	Non CAM Landscaping	2,466.39	3.13	5,028.28	0.51
5480-0000	Security	120.00	0.15	1,432.54	0.15
5487-0000	Window Washing Service	2,375.50	3.02	5,753.00	0.59
5488-0000	Window Washing Svc-NonCAM	799.50	1.01	1,092.00	0.11
5499-0000	TOTAL SERVICES	15,504.06	19.68	114,665.18	11.74
5500-0000	PROPERTY ADMINISTRATION				
5510-0000	Accounting	0.00	0.00	17,500.00	1.79
5520-0000	Phone Service	143.95	0.18	1,765.97	0.18
5522-0000	Internet Charge	640.74	0.81	2,399.39	0.25
5525-0000	Bank Charges	0.00	0.00	40.00	0.00
5530-0000	Copies	19.17	0.02	327.94	0.03
5560-0000	Fees/Licenses/Permits	14.00	0.02	181.47	0.02
5563-0000	Miscellaneous Admin Expense	0.00	0.00	179.33	0.02
5565-0000	Office Supplies	0.00	0.00	246.24	0.03
5568-0000	Dues/Seminars	0.00	0.00	10.00	0.00
5575-0000	Professional Fees	1,325.00	1.68	13,350.50	1.37
5580-0100	Printing	0.00	0.00	164.98	0.02
5581-0100	Grant Expenses	0.00	0.00	2,014.55	0.21
5582-0000	Other Program Expenses	0.00	0.00	2,636.97	0.27
5585-0000	Subscriptions	0.00	0.00	2,039.00	0.21
5586-0000	Marketing/PR	2,227.86	2.83	3,842.01	0.39
5587-0000	General Authority Expense	69.68	0.09	1,338.64	0.14
5592-0000	Non CAM Professional Fees	0.00	0.00	140.00	0.01
5594-0000	Travel	0.00	0.00	1,255.06	0.13
5596-0000	Other Administration Costs	0.00	0.00	1,521.31	0.16
5599-0000	TOTAL PROPERTY ADMINISTRATION	4,440.40	5.64	50,953.36	5.22
6110-0000	Management Fees TALCOR	7,175.00	9.11	86,100.00	8.81
6159-0000	TOTAL OTHER EXPENSES	7,175.00	9.11	86,100.00	8.81
7110-0000	Property Insurance	4,585.13	5.82	60,301.34	6.17
7111-0000	Property Insurance-NonCAM	13.18	0.02	158.16	0.02
7199-0000	TOTAL INSURANCE/TAXES	4,598.31	5.84	60,459.50	6.19
7800-0000	TOTAL OPERATING EXPENSES	98,957.45	125.64	927,491.86	94.95
7999-0000	NET INCOME - OPERATING	-20,191.60	-25.64	49,338.78	5.05
8200-0000	OTHER EXPENSES				
8210-0000	Depreciation Expense	35,145.64	44.62	278,799.27	28.54
8220-0000	Amortization Expense	618.96	0.79	7,427.52	0.76
8299-0000	TOTAL OTHER EXPENSES	35,764.60	45.41	286,226.79	29.30
9900-0000	**NET INCOME**	**-55,956.20**	**-71.04**	**-236,888.01**	**-24.25**

INNOVATION PARK (innvtion)

Budget Comparison

Period = Sep 2020

Book = Accrual

		PTD Actual	PTD Budget	Variance	% Var	YTD Actual	YTD Budget	Variance	% Var	Annual
3000-0000	INCOME									
3050-0000	INCOME - OPERATING									
3110-0000		64,878.29	66,062.00	-1,183.71	-1.79	779,996.93	778,476.00	1,520.93	0.20	778,476.00
3114-5000	Rent	579.58	338.00	241.58	71.47	3,981.19	5,615.00	-1,633.81	-29.10	5,615.00
3115-0000	Operating Expense Reimbursement	6,684.26	4,916.00	1,768.26	35.97	60,760.26	58,992.00	1,768.26	3.00	58,992.00
3120-0000	CAM	0.00	21.00	-21.00	-100.00	150.00	312.00	-162.00	-51.92	312.00
3220-0000	Other Rents	4,478.10	8,014.00	-3,535.90	-44.12	74,375.76	96,838.00	-22,462.24	-23.20	96,838.00
3305-0000	Interest Income	0.00	0.00	0.00	N/A	0.00	2,400.00	-2,400.00	-100.00	2,400.00
3306-0000	EEP Program Revenue	0.00	15,000.00	-15,000.00	-100.00	0.00	37,500.00	-37,500.00	-100.00	37,500.00
3306-0100	Other Program Income	1,919.00	0.00	1,919.00	N/A	54,805.00	0.00	54,805.00	N/A	0.00
3310-0000	Grant Revenue	200.00	0.00	200.00	N/A	2,410.15	0.00	2,410.15	N/A	0.00
3315-0000	Other Income	4.95	0.00	4.95	N/A	91.31	0.00	91.31	N/A	0.00
3540-0000	Sales Tax Discount	21.67	0.00	21.67	N/A	260.04	0.00	260.04	N/A	0.00
	Electricity Pass Thru									
3990-0000	**TOTAL REVENUE**	**78,765.85**	**94,351.00**	**-15,585.15**	**-16.52**	**976,830.64**	**980,133.00**	**-3,302.36**	**-0.34**	**980,133.00**
4000-0000	**OPERATING EXPENSES**									
4400-0000	PAYROLL EXPENSE									
4401-0000		12,500.00	12,500.00	0.00	0.00	150,000.00	150,000.00	0.00	0.00	150,000.00
4402-0000	Executive Director-Authority	9,013.34	9,013.00	-0.34	0.00	106,773.36	106,772.00	-1.36	0.00	106,772.00
4403-0000	Director Business Inc	3,750.00	4,451.00	701.00	15.75	44,226.61	51,873.00	7,646.39	14.74	51,873.00
4404-0000	Salary - Director PC	2,194.24	2,227.00	32.76	1.47	24,005.35	24,597.00	591.65	2.41	24,597.00
4405-0000	Payroll Taxes - Authority	-900.00	310.00	1,210.00	390.32	2,659.94	3,673.00	1,013.06	27.58	3,673.00
4406-0000	Worker's Compensation-Authority	18,169.30	6,854.00	-11,315.30	-165.09	92,474.95	81,436.00	-11,038.95	-13.56	81,436.00
4410-0000	Employee Benefits-Authority	1,999.55	1,707.00	-292.55	-17.14	20,326.36	20,022.00	-304.36	-1.52	20,022.00
4490-0000	TOTAL PAYROLL EXPENSE	46,726.43	37,062.00	-9,664.43	-26.08	440,466.57	438,373.00	-2,093.57	-0.48	438,373.00
4600-0000	UTILITIES									
4605-0000		7,893.23	7,846.00	-47.23	-0.60	77,943.94	83,034.00	5,090.06	6.13	83,034.00
4622-0000	Electric	0.00	0.00	0.00	N/A	-93.27	0.00	93.27	N/A	0.00
4635-0000	Demand Credit	585.68	497.00	-88.68	-17.84	7,468.90	6,363.00	-1,105.90	-17.38	6,363.00
4640-0000	Refuse Collection	334.23	719.00	384.77	53.51	4,012.99	8,607.00	4,594.01	53.38	8,607.00
4642-0000	Water/Sewer	204.22	0.00	-204.22	N/A	2,638.09	0.00	-2,638.09	N/A	0.00
4648-0000	Non CAM Water/Sewer	56.02	63.00	6.98	11.08	700.82	750.00	49.18	6.56	750.00
4649-0000	Irrigation - Utility	42.81	0.00	-42.81	N/A	465.54	0.00	-465.54	N/A	0.00
4650-0000	Irrigation-NonCAM	288.30	281.00	-7.30	-2.60	3,428.51	3,360.00	-68.51	-2.04	3,360.00
4660-0000	Stormwater	236.27	230.00	-6.27	-2.73	2,870.25	2,760.00	-110.25	-3.99	2,760.00
4799-0000	TOTAL UTILITIES	9,640.76	9,636.00	-4.76	-0.05	99,435.77	104,874.00	5,438.23	5.19	104,874.00
5116-5000	REPAIR/MAINTENANCE									
5120-0000		0.00	210.00	210.00	100.00	3,221.58	2,520.00	-701.58	-27.84	2,520.00
5122-0000	Electric Repairs	0.00	0.00	0.00	N/A	137.15	0.00	-137.15	N/A	0.00
5125-0000	NONCAM Electrical Repairs	424.53	132.00	-292.53	-221.61	2,593.03	1,584.00	-1,009.03	-63.70	1,584.00
5127-0000	Electric Supplies	0.00	0.00	0.00	N/A	41.34	0.00	-41.34	N/A	0.00
5140-0000	NONCAM Electric Supplies	0.00	0.00	0.00	N/A	101.25	2,200.00	2,098.75	95.40	2,200.00
5141-0000	Elevator Maintenance	0.00	0.00	0.00	N/A	48.75	0.00	-48.75	N/A	0.00
5145-4400	Elevator Maintenance-NonCAM	0.00	10.00	10.00	100.00	0.00	120.00	120.00	100.00	120.00
5160-0000	Security Maint & Repair	1,188.47	395.00	-793.47	-200.88	4,610.16	4,740.00	129.84	2.74	4,740.00
5161-0000	Exterior Building Maintenance	0.00	0.00	0.00	N/A	0.00	225.00	225.00	100.00	225.00
5162-0000	Exterior Building Supplies	0.00	0.00	0.00	N/A	1,154.58	0.00	-1,154.58	N/A	0.00
5170-0000	Non CAM Exterior Bldg Maint.	0.00	0.00	0.00	N/A	1,259.00	1,820.00	561.00	30.82	1,820.00
5175-0000	Fire Extinguisher Maintenance	0.00	105.00	105.00	100.00	408.00	1,260.00	852.00	67.62	1,260.00
5180-0000	Fire Alarm/Sprinkler Repair	5,037.52	1,250.00	-3,787.52	-303.00	25,886.90	15,000.00	-10,886.90	-72.58	15,000.00
5185-0000	HVAC Repair	0.00	0.00	0.00	N/A	26.80	0.00	-26.80	N/A	0.00
5190-0000	HVAC Supplies	0.00	0.00	0.00	N/A	23.95	0.00	-23.95	N/A	0.00
5192-0000	Landscaping Supplies	44.42	0.00	-44.42	N/A	948.96	0.00	-948.96	N/A	0.00
5195-0000	Landscaping Expense	2,300.00	0.00	-2,300.00	N/A	7,915.00	7,170.00	-745.00	-10.39	7,170.00
5197-0000	Tree Trimming	0.00	0.00	0.00	N/A	0.00	1,000.00	1,000.00	100.00	1,000.00
5198-0000	Holding Pond Maintenance	0.00	100.00	100.00	100.00	5,883.08	1,200.00	-4,683.08	-390.26	1,200.00
5210-0000	TIC-Trail Maintenance Expense	0.00	5.00	5.00	100.00	187.45	660.00	472.55	71.60	660.00
5230-0000	Locks & Keys Repairs	0.00	285.00	285.00	100.00	2,133.91	3,720.00	1,586.09	42.64	3,720.00
5232-0000	Plumbing Repairs	0.00	0.00	0.00	N/A	808.93	0.00	-808.93	N/A	0.00
5235-0000	Non CAM Plumbing Repairs	18.04	40.00	21.96	54.90	268.60	480.00	211.40	44.04	480.00
	Plumbing Supplies									

INNOVATION PARK (innvtion)

Budget Comparison

Period = Sep 2020

Book = Accrual

		PTD Actual	PTD Budget	Variance	% Var	YTD Actual	YTD Budget	Variance	% Var	Annual
5245-0000		0.00	85.00	85.00	100.00	0.00	1,520.00	1,520.00	100.00	1,520.00
5250-0000	Irrigation Repairs	1,380.00	295.00	-1,085.00	-367.80	4,035.00	3,840.00	-195.00	-5.08	3,840.00
5260-0000	Roof Repairs	0.00	0.00	0.00	N/A	3,961.93	3,400.00	-561.93	-16.53	3,400.00
5290-0000	Signage	438.95	285.00	-153.95	-54.02	2,554.11	3,420.00	865.89	25.32	3,420.00
5292-0000	Other Maintenance	14.98	0.00	-14.98	N/A	21.44	0.00	-21.44	N/A	0.00
5299-0000	Non CAM Other Maintenance	10,846.91	3,197.00	-7,649.91	-239.28	68,230.90	55,879.00	-12,351.90	-22.10	55,879.00
5300-0000	TOTAL REPAIR/MAINTENANCE									
5310-0000	CLEANING AND IMPROVEMENTS	0.00	0.00	0.00	N/A	2,300.00	1,300.00	-1,000.00	-76.92	1,300.00
5340-0000	Carpet Cleaning	0.00	0.00	0.00	N/A	52.51	15,000.00	14,947.49	99.65	15,000.00
5345-0000	Painting	0.00	0.00	0.00	N/A	70.80	0.00	-70.80	N/A	0.00
5380-0000	Painting Supplies	25.58	625.00	599.42	95.91	4,757.27	7,500.00	2,742.73	36.57	7,500.00
5399-0000	Other Cleaning and Improvements	25.58	625.00	599.42	95.91	7,180.58	23,800.00	16,619.42	69.83	23,800.00
5400-0000	TOTAL CLEANING AND IMPROVEMENTS									
5410-0000	SERVICES	0.00	0.00	0.00	N/A	1,340.69	2,020.00	679.31	33.63	2,020.00
5412-0000	Elevator Service	0.00	0.00	0.00	N/A	645.51	0.00	-645.51	N/A	0.00
5415-0000	Elevator Service-NonCAM	0.00	46.00	46.00	100.00	0.00	552.00	552.00	100.00	552.00
5420-0000	Elevator Phone Service	105.00	0.00	-105.00	N/A	3,446.00	3,832.00	386.00	10.07	3,832.00
5425-0000	Fire Protection System	297.33	250.00	-47.33	-18.93	3,425.88	3,000.00	-425.88	-14.20	3,000.00
5430-0000	Fire Protection Phone	1,075.00	0.00	-1,075.00	N/A	5,002.00	4,584.00	-418.00	-9.12	4,584.00
5445-0000	Exterminating	0.00	0.00	0.00	N/A	125.00	290.00	165.00	56.90	290.00
5447-0000	Backflow Prevention Service	3,449.37	0.00	-3,449.37	N/A	12,890.04	14,796.00	1,905.96	12.88	14,796.00
5450-0000	HVAC Monthly Service	3,974.42	3,826.00	-148.42	-3.88	44,491.28	45,912.00	1,420.72	3.09	45,912.00
5460-0000	Janitorial Service	656.55	2,740.00	2,083.45	76.04	28,512.96	31,492.00	2,979.04	9.46	31,492.00
5461-0000	Landscaping Service	185.00	309.00	124.00	40.13	1,480.00	3,045.00	1,565.00	51.40	3,045.00
5462-0000	Landscaping - Trail	2,466.39	383.00	-2,083.39	-543.97	5,028.28	4,401.00	-627.28	-14.25	4,401.00
5480-0000	Non CAM Landscaping	120.00	81.00	-39.00	-48.15	1,432.54	1,272.00	-160.54	-12.62	1,272.00
5487-0000	Security	2,375.50	1,363.00	-1,012.50	-74.28	5,753.00	3,955.00	-1,798.00	-45.46	3,955.00
5488-0000	Window Washing Service	799.50	0.00	-799.50	N/A	1,092.00	0.00	-1,092.00	N/A	0.00
5499-0000	Window Washing Svc-NonCAM	15,504.06	8,998.00	-6,506.06	-72.31	114,665.18	119,151.00	4,485.82	3.76	119,151.00
5500-0000	TOTAL SERVICES									
5510-0000	PROPERTY ADMINISTRATION	0.00	0.00	0.00	N/A	17,500.00	17,500.00	0.00	0.00	17,500.00
5520-0000	Accounting	143.95	100.00	-43.95	-43.95	1,765.97	1,200.00	-565.97	-47.16	1,200.00
5522-0000	Phone Service	640.74	172.00	-468.74	-272.52	2,399.39	2,574.00	174.61	6.78	2,574.00
5525-0000	Internet Charge	0.00	0.00	0.00	N/A	40.00	0.00	-40.00	N/A	0.00
5530-0000	Bank Charges	19.17	50.00	30.83	61.66	327.94	600.00	272.06	45.34	600.00
5560-0000	Copies	14.00	17.00	3.00	17.65	181.47	204.00	22.53	11.04	204.00
5563-0000	Fees/Licenses/Permits	0.00	0.00	0.00	N/A	179.33	0.00	-179.33	N/A	0.00
5565-0000	Miscellaneous Admin Expense	0.00	370.00	370.00	100.00	246.24	1,200.00	953.76	79.48	1,200.00
5566-0000	Office Supplies	0.00	50.00	50.00	100.00	0.00	600.00	600.00	100.00	600.00
5568-0000	Office Equipment Maintenance	0.00	0.00	0.00	N/A	10.00	0.00	-10.00	N/A	0.00
5570-0000	Dues/Seminars	0.00	5.00	5.00	100.00	0.00	60.00	60.00	100.00	60.00
5575-0000	Postage/Delivery	1,325.00	1,900.00	575.00	30.26	13,350.50	30,300.00	16,949.50	55.94	30,300.00
5580-0100	Professional Fees	0.00	40.00	40.00	100.00	164.98	1,380.00	1,215.02	88.04	1,380.00
5581-0000	Printing	0.00	0.00	0.00	N/A	0.00	2,000.00	2,000.00	100.00	2,000.00
5581-0100	EEP Program Expenses	0.00	0.00	0.00	N/A	2,014.55	0.00	-2,014.55	N/A	0.00
5582-0000	Grant Expenses	0.00	100.00	100.00	100.00	2,636.97	13,875.00	11,238.03	80.99	13,875.00
5585-0000	Other Program Expenses	0.00	500.00	500.00	100.00	2,039.00	3,345.00	1,306.00	39.04	3,345.00
5586-0000	Subscriptions	2,227.86	445.00	-1,782.86	-400.64	3,842.01	8,340.00	4,497.99	53.93	8,340.00
5587-0000	Marketing/PR	69.68	120.00	50.32	41.93	1,338.64	1,440.00	101.36	7.04	1,440.00
5589-0000	General Authority Expense	0.00	0.00	0.00	N/A	0.00	25,000.00	25,000.00	100.00	25,000.00
5592-0000	Research Grants	0.00	0.00	0.00	N/A	140.00	0.00	-140.00	N/A	0.00
5594-0000	Non CAM Professional Fees	0.00	0.00	0.00	N/A	1,255.06	9,900.00	8,644.94	87.32	9,900.00
5596-0000	Travel	0.00	120.00	120.00	100.00	1,521.31	2,500.00	978.69	39.15	2,500.00
5599-0000	TOTAL PROPERTY ADMIN	4,440.40	3,989.00	-451.40	-11.32	50,953.36	122,018.00	71,064.64	58.24	122,018.00
6110-0000		7,175.00	7,176.00	1.00	0.01	86,100.00	86,112.00	12.00	0.01	86,112.00
6159-0000	Management Fees TALCOR	7,175.00	7,176.00	1.00	0.01	86,100.00	86,112.00	12.00	0.01	86,112.00
7110-0000	TOTAL OTHER EXPENSES	4,585.13	5,011.88	426.75	8.51	60,301.34	60,143.00	-158.34	-0.26	60,143.00
7111-0000	Property Insurance	13.18	13.00	-0.18	-1.38	158.16	156.00	-2.16	-1.38	156.00
7199-0000	Property Insurance-NonCAM	4,598.31	5,024.88	426.57	8.49	60,459.50	60,299.00	-160.50	-0.27	60,299.00
	TOTAL INSURANCE/TAXES									

INNOVATION PARK (innvtion)

Budget Comparison

Period = Sep 2020

Book = Accrual

		PTD Actual	PTD Budget	Variance	% Var	YTD Actual	YTD Budget	Variance	% Var	Annual
7800-0000		98,957.45	75,707.88	-23,249.57	-30.71	927,491.86	1,010,506.00	83,014.14	8.22	1,010,506.00
7999-0000	TOTAL OPERATING EXPENSES	-20,191.60	18,643.12	-38,834.72	-208.31	49,338.78	-30,373.00	79,711.78	262.44	-30,373.00
8200-0000	OTHER EXPENSES									
8210-0000	Depreciation Expense	35,145.64	22,379.00	-12,766.64	-57.05	278,799.27	268,526.00	-10,273.27	-3.83	268,526.00
8220-0000	Amortization Expense	618.96	619.00	0.04	0.01	7,427.52	7,428.00	0.48	0.01	7,428.00
8299-0000		35,764.60	22,998.00	-12,766.60	-55.51	286,226.79	275,954.00	-10,272.79	-3.72	275,954.00
9900-0000	TOTAL OTHER EXPENSES	**-55,956.20**	**-4,354.88**	**-51,601.32**	**-1,184.91**	**-236,888.01**	**-306,327.00**	**69,438.99**	**22.67**	**-306,327.00**
	NET INCOME									

INNOVATION PARK (innvtion)

Cash Flow Statement

Period = Sep 2020

Book = Accrual

		Period to Date	%	Year to Date	%
3000-0000	INCOME				
3050-0000	INCOME - OPERATING				
3110-0000	Rent	64,878.29	82.37	779,996.93	79.85
3114-5000	Operating Expense Reimbursement	579.58	0.74	3,981.19	0.41
3115-0000	CAM	6,684.26	8.49	60,760.26	6.22
3120-0000	Other Rents	0.00	0.00	150.00	0.02
3220-0000	Interest Income	4,478.10	5.69	74,375.76	7.61
3306-0100	Grant Revenue	1,919.00	2.44	54,805.00	5.61
3310-0000	Other Income	200.00	0.25	2,410.15	0.25
3315-0000	Sales Tax Discount	4.95	0.01	91.31	0.01
3540-0000	Electricity Pass Thru	21.67	0.03	260.04	0.03
3990-0000	**TOTAL REVENUE**	**78,765.85**	**100.00**	**976,830.64**	**100.00**
4000-0000	**OPERATING EXPENSES**				
4400-0000	PAYROLL EXPENSE				
4401-0000	Executive Director-Authority	12,500.00	15.87	150,000.00	15.36
4402-0000	Director Business Inc	9,013.34	11.44	106,773.36	10.93
4403-0000	Salary - Director PC	3,750.00	4.76	44,226.61	4.53
4404-0000	Payroll Taxes - Authority	2,194.24	2.79	24,005.35	2.46
4405-0000	Worker's Compensation-Authority	-900.00	-1.14	2,659.94	0.27
4406-0000	Employee Benefits-Authority	18,169.30	23.07	92,474.95	9.47
4410-0000	Wages - Administrative	1,999.55	2.54	20,326.36	2.08
4490-0000	TOTAL PAYROLL EXPENSE	46,726.43	59.32	440,466.57	45.09
4600-0000	UTILITIES				
4605-0000	Electric	7,893.23	10.02	77,943.94	7.98
4622-0000	Demand Credit	0.00	0.00	-93.27	-0.01
4635-0000	Refuse Collection	585.68	0.74	7,468.90	0.76
4640-0000	Water/Sewer	334.23	0.42	4,012.99	0.41
4642-0000	Non CAM Water/Sewer	204.22	0.26	2,638.09	0.27
4648-0000	Irrigation - Utility	56.02	0.07	700.82	0.07
4649-0000	Irrigation-NonCAM	42.81	0.05	465.54	0.05
4650-0000	Stormwater	288.30	0.37	3,428.51	0.35
4660-0000	Fire Service - Utility	236.27	0.30	2,870.25	0.29
4799-0000	TOTAL UTILITIES	9,640.76	12.24	99,435.77	10.18
5116-5000	REPAIR/MAINTENANCE				
5120-0000	Electric Repairs	0.00	0.00	3,221.58	0.33
5122-0000	NONCAM Electrical Repairs	0.00	0.00	137.15	0.01
5125-0000	Electric Supplies	424.53	0.54	2,593.03	0.27
5127-0000	NONCAM Electric Supplies	0.00	0.00	41.34	0.00
5140-0000	Elevator Maintenance	0.00	0.00	101.25	0.01
5141-0000	Elevator Maintenance-NonCAM	0.00	0.00	48.75	0.00
5160-0000	Exterior Building Maintenance	1,188.47	1.51	4,610.16	0.47
5162-0000	Non CAM Exterior Bldg Maint.	0.00	0.00	1,154.58	0.12
5170-0000	Fire Extinguisher Maintenance	0.00	0.00	1,259.00	0.13
5175-0000	Fire Alarm/Sprinkler Repair	0.00	0.00	408.00	0.04
5180-0000	HVAC Repair	5,037.52	6.40	25,886.90	2.65
5185-0000	HVAC Supplies	0.00	0.00	26.80	0.00
5190-0000	Landscaping Supplies	0.00	0.00	23.95	0.00
5192-0000	Landscaping Expense	44.42	0.06	948.96	0.10
5195-0000	Tree Trimming	2,300.00	2.92	7,915.00	0.81
5198-0000	TIC-Trail Maintenance Expense	0.00	0.00	5,883.08	0.60
5210-0000	Locks & Keys Repairs	0.00	0.00	187.45	0.02
5230-0000	Plumbing Repairs	0.00	0.00	2,133.91	0.22
5232-0000	Non CAM Plumbing Repairs	0.00	0.00	808.93	0.08
5235-0000	Plumbing Supplies	18.04	0.02	268.60	0.03
5250-0000	Roof Repairs	1,380.00	1.75	4,035.00	0.41
5260-0000	Signage	0.00	0.00	3,961.93	0.41
5290-0000	Other Maintenance	438.95	0.56	2,554.11	0.26
5292-0000	Non CAM Other Maintenance	14.98	0.02	21.44	0.00
5299-0000	TOTAL REPAIR/MAINTENANCE	10,846.91	13.77	68,230.90	6.98
5300-0000	CLEANING AND IMPROVEMENTS				
5310-0000	Carpet Cleaning	0.00	0.00	2,300.00	0.24

INNOVATION PARK (innvtion)

Cash Flow Statement

Period = Sep 2020

Book = Accrual

		Period to Date	%	Year to Date	%
5340-0000	Painting	0.00	0.00	52.51	0.01
5345-0000	Painting Supplies	0.00	0.00	70.80	0.01
5380-0000	Other Cleaning and Improvements	25.58	0.03	4,757.27	0.49
5399-0000	TOTAL CLEANING AND IMPROVEMENTS	25.58	0.03	7,180.58	0.74
5400-0000	SERVICES				
5410-0000	Elevator Service	0.00	0.00	1,340.69	0.14
5412-0000	Elevator Service-NonCAM	0.00	0.00	645.51	0.07
5420-0000	Fire Protection System	105.00	0.13	3,446.00	0.35
5425-0000	Fire Protection Phone	297.33	0.38	3,425.88	0.35
5430-0000	Exterminating	1,075.00	1.36	5,002.00	0.51
5445-0000	Backflow Prevention Service	0.00	0.00	125.00	0.01
5447-0000	HVAC Monthly Service	3,449.37	4.38	12,890.04	1.32
5450-0000	Janitorial Service	3,974.42	5.05	44,491.28	4.55
5460-0000	Landscaping Service	656.55	0.83	28,512.96	2.92
5461-0000	Landscaping - Trail	185.00	0.23	1,480.00	0.15
5462-0000	Non CAM Landscaping	2,466.39	3.13	5,028.28	0.51
5480-0000	Security	120.00	0.15	1,432.54	0.15
5487-0000	Window Washing Service	2,375.50	3.02	5,753.00	0.59
5488-0000	Window Washing Svc-NonCAM	799.50	1.01	1,092.00	0.11
5499-0000	TOTAL SERVICES	15,504.06	19.68	114,665.18	11.74
5500-0000	PROPERTY ADMINISTRATION				
5510-0000	Accounting	0.00	0.00	17,500.00	1.79
5520-0000	Phone Service	143.95	0.18	1,765.97	0.18
5522-0000	Internet Charge	640.74	0.81	2,399.39	0.25
5525-0000	Bank Charges	0.00	0.00	40.00	0.00
5530-0000	Copies	19.17	0.02	327.94	0.03
5560-0000	Fees/Licenses/Permits	14.00	0.02	181.47	0.02
5563-0000	Miscellaneous Admin Expense	0.00	0.00	179.33	0.02
5565-0000	Office Supplies	0.00	0.00	246.24	0.03
5568-0000	Dues/Seminars	0.00	0.00	10.00	0.00
5575-0000	Professional Fees	1,325.00	1.68	13,350.50	1.37
5580-0100	Printing	0.00	0.00	164.98	0.02
5581-0100	Grant Expenses	0.00	0.00	2,014.55	0.21
5582-0000	Other Program Expenses	0.00	0.00	2,636.97	0.27
5585-0000	Subscriptions	0.00	0.00	2,039.00	0.21
5586-0000	Marketing/PR	2,227.86	2.83	3,842.01	0.39
5587-0000	General Authority Expense	69.68	0.09	1,338.64	0.14
5592-0000	Non CAM Professional Fees	0.00	0.00	140.00	0.01
5594-0000	Travel	0.00	0.00	1,255.06	0.13
5596-0000	Other Administration Costs	0.00	0.00	1,521.31	0.16
5599-0000	TOTAL PROPERTY ADMINISTRATION	4,440.40	5.64	50,953.36	5.22
6110-0000	Management Fees TALCOR	7,175.00	9.11	86,100.00	8.81
6159-0000	TOTAL OTHER EXPENSES	7,175.00	9.11	86,100.00	8.81
7110-0000	Property Insurance	4,585.13	5.82	60,301.34	6.17
7111-0000	Property Insurance-NonCAM	13.18	0.02	158.16	0.02
7199-0000	TOTAL INSURANCE/TAXES	4,598.31	5.84	60,459.50	6.19
7800-0000	TOTAL OPERATING EXPENSES	98,957.45	125.64	927,491.86	94.95
7999-0000	NET INCOME - OPERATING	-20,191.60	-25.64	49,338.78	5.05
8200-0000	OTHER EXPENSES				
8210-0000	Depreciation Expense	35,145.64	44.62	278,799.27	28.54
8220-0000	Amortization Expense	618.96	0.79	7,427.52	0.76
8299-0000	TOTAL OTHER EXPENSES	35,764.60	45.41	286,226.79	29.30
9900-0000	**NET INCOME**	**-55,956.20**	**-71.04**	**-236,888.01**	**-24.25**
	Adjustments				
1203-0000	A/R-Tenant	-6,428.97	-8.16	-1,770.15	-0.18
1204-0000	AR-Tenant Expenses to be Reimbursed	-172.07	-0.22	-204.65	-0.02
1206-0000	Other Receivables	-296.62	-0.38	1,815.37	0.19
1209-0000	Accrued Interest Receivable	518.04	0.66	-1,121.73	-0.11
1210-0000	Accounts Receivable	-5,606.63	-7.12	-7,396.37	-0.76

INNOVATION PARK (innvtion)

Cash Flow Statement

Period = Sep 2020

Book = Accrual

		Period to Date	%	Year to Date	%
1217-0000	Other Assets	0.00	0.00	53,544.16	5.48
1218-0000	Due from IP TLH	0.00	0.00	2,138.75	0.22
1220-0000	Reserve for Bad Debts	0.00	0.00	-53,544.16	-5.48
1311-0000	Construction in Progress	0.00	0.00	132,477.42	13.56
1590-0000	Accumulated Depreciation	35,145.64	44.62	278,799.27	28.54
1620-0000	F/F/E- Improvements	182.28	0.23	0.00	0.00
1668-0000	Park Planning/Development	0.00	0.00	-184,904.50	-18.93
1746-0000	Accumulated Amortization-Leasing Commissio	125.00	0.16	1,500.00	0.15
1752-0000	Accumulated Amortization	493.96	0.63	5,927.52	0.61
1913-0000	Prepaid Insurance	3,953.24	5.02	20.94	0.00
1915-0000	Prepaid Expenses	-2,725.00	-3.46	58,582.55	6.00
1925-0000	Investments	-4,945.62	-6.28	427,891.11	43.80
1945-0000	Investments Limited as to Use	0.00	0.00	-400,000.00	-40.95
2236-0000	Accounts Payable	25,481.67	32.35	-1,457.76	-0.15
2246-0000	Prepaid Rents	-2,851.85	-3.62	-3,612.05	-0.37
2249-0000	Accrued Other	3,582.78	4.55	4,230.22	0.43
2250-0000	Tenant Security Dep	0.00	0.00	-694.20	-0.07
2305-0000	Sales Tax Payable	-27.16	-0.03	-26.31	0.00
2308-0000	Unearned Revenue - Current	0.00	0.00	43,250.00	4.43
	Total Adjustments	**46,428.69**	**58.95**	**355,445.43**	**36.39**
	Cash Flow	**-9,527.51**	**-12.10**	**118,557.42**	**12.14**

	Period to Date	**Beginning Balance**	**Ending Balance**	**Difference**
1110-4500	Cash - Hancock #2	284,360.92	274,833.41	-9,527.51
1121-6600	Petty Cash Fund	200.00	200.00	0.00
	Total Cash	**284,560.92**	**275,033.41**	**-9,527.51**

	Year to Date	**Beginning Balance**	**Ending Balance**	**Difference**
1110-4000	Cash - Hancock Bank	156,275.99	0.00	-156,275.99
1110-4500	Cash - Hancock #2	0.00	274,833.41	274,833.41
1121-6600	Petty Cash Fund	200.00	200.00	0.00
	Total Cash	**156,475.99**	**275,033.41**	**118,557.42**

Cash - Hancock #2

Bank Reconciliation Report

9/30/2020

Posted by: kristy on 10/27/2020

Balance Per Bank Statement as of 9/30/2020		**286,100.26**
Outstanding Checks		

Check Date	Check Number	Payee	Amount
9/14/2020	9292020	utltal - City of Tallahassee	3,076.10
9/14/2020	10012020	utltal - City of Tallahassee	6,380.75
Less:	**Outstanding Checks**		**9,456.85**

Other Items

Date		Notes	Amount
9/30/2020		Benefits - 9.20	-1,810.00
Plus/Minus:	**Other Items**		**-1,810.00**
	Reconciled Bank Balance		**274,833.41**

Balance per GL as of 9/30/2020		**274,833.41**
	Reconciled Balance Per G/L	**274,833.41**
Difference	(Reconciled Bank Balance And Reconciled Balance Per G/L)	**0.00**

Cleared Items:

Cleared Checks

Date	Tran #	Notes	Amount	Date Cleared
8/3/2020	157	mgttal - Talcor Commercial Real Estate Svc Inc	30.97	9/30/2020
8/13/2020	8262020	utltal - City of Tallahassee	10,221.25	9/30/2020
8/14/2020	169	reclaim. - Reclaim Pharmaeutical Waste	231.75	9/30/2020
8/28/2020	172	centuryl - CENTURY LINK	297.33	9/30/2020
8/28/2020	173	hancdtmichae - Hancock Bank	162.00	9/30/2020
8/28/2020	174	hancdtnaomi - Hancock Bank	10.00	9/30/2020
8/28/2020	175	hancdtpeggy - Hancock Bank	250.75	9/30/2020
8/28/2020	176	hancdtrons - Hancock Bank	128.43	9/30/2020
8/28/2020	177	mgttal - Talcor Commercial Real Estate Svc Inc	89.97	9/30/2020
8/28/2020	178	nelson - Nelson Mullins Riley & Scarborough LLP	575.00	9/30/2020
8/28/2020	179	talladem - Tallahassee Media Group	165.02	9/30/2020
9/2/2020	9022020	home - Home Depot Credit Services	172.07	9/30/2020
9/16/2020	180	absystem - STA of Tallahassee, Inc.	15.75	9/30/2020
9/16/2020	181	engineer - Engineered Cooling Services, Inc.	190.00	9/30/2020
9/16/2020	182	gaflburg - Georgia- Florida Burglar Alarm Company,	80.00	9/30/2020
9/16/2020	183	heinzbro - Heinz Brothers Nurseries, INC.	3,307.94	9/30/2020
9/16/2020	184	johnston - Johnstone Supply	98.98	9/30/2020
9/16/2020	185	lcboc - Leon County Clerk & Comptroller's Office	3,847.00	9/30/2020
9/16/2020	186	marpan - Marpan Supply Company, Inc.	491.36	9/30/2020
9/16/2020	187	metal - Metal Building Services, Inc.	565.00	9/30/2020
9/16/2020	188	mgttal - Talcor Commercial Real Estate Svc Inc	7,175.00	9/30/2020

Cash - Hancock #2

10/27/2020

Bank Reconciliation Report

9/30/2020

Posted by: kristy on 10/27/2020

Cleared Checks

Date	Tran #	Notes	Amount	Date Cleared
9/16/2020	189	mjclean - M&J X-treme Cleaning Services Inc	3,974.42	9/30/2020
9/16/2020	190	rboppen - RB Oppenheim Associates	500.00	9/30/2020
9/16/2020	191	specicon - SPECIALTY CONTRACTORS OF TALLAHASSEE Inc	67.08	9/30/2020
9/16/2020	192	spraywas - Spraywash Exterior Cleaning	1,780.00	9/30/2020
9/18/2020	9182020	stax - Florida Department of Revenue	193.08	9/30/2020
9/23/2020	9232020	comcast - COMCAST	252.92	9/30/2020
9/30/2020	9302020	home - Home Depot Credit Services	170.85	9/30/2020
Total Cleared Checks			**35,043.92**	

Cleared Deposits

Date	Tran #	Notes	Amount	Date Cleared
9/1/2020	65		24,858.81	9/30/2020
9/8/2020	53	:CHECKscan Deposit	2,125.10	9/30/2020
9/10/2020	54	:CHECKscan Deposit	32.50	9/30/2020
9/16/2020	62		4,982.07	9/30/2020
9/21/2020	63		254.93	9/30/2020
9/23/2020	64		16,161.36	9/30/2020
9/25/2020	66		10,719.57	9/30/2020
9/25/2020	67		686.81	9/30/2020
Total Cleared Deposits			**59,821.15**	

Cleared Other Items

Date	Tran #	Notes	Amount	Date Cleared
7/31/2020	JE 28777	did not clear - will clear 9/2/20 per COT	-2,181.14	9/30/2020
8/31/2020	JE 28908	COT did not clear-will clear 9/2/20 per COT	-2,537.67	9/30/2020
9/30/2020	JE 29122	Benefits - 9.20	-3,620.00	9/30/2020
9/30/2020	JE 29123	Payroll taxes - Sept for Sept	-3,440.94	9/30/2020
9/30/2020	JE 29124	Payroll taxes - Sept for Aug	-3,686.92	9/30/2020
9/30/2020	JE 29125	Payroll taxes - Sept for Sept	-3,497.52	9/30/2020
9/30/2020	JE 29126	Benefits - Sept for Sept	-3,544.18	9/30/2020
9/30/2020	JE 29129	Interest income	50.52	9/30/2020
9/30/2020	JE 29134	Payroll for September	-19,077.87	9/30/2020
9/30/2020	JE 29141		3,620.00	9/30/2020
9/30/2020	JE 29142	Benefits - 9.20	-1,810.00	9/30/2020
9/30/2020	JE 29144	COT paid other property utility bill in error	-193.45	9/30/2020
Total Cleared Other Items			**-39,919.17**	

PO Box 4019
Gulfport, MS 39502-4019
Return Service Requested

EQUAL HOUSING LENDER

FDIC

Statements Dates
09/01/2020 - 09/30/2020

Account Number:

5613 000000 003
LEON COUNTY RESEARCH & DEVELOPMENT AUTHORITY
OPERATING ACCOUNT ATTN EXECUTIVE DIR
2051 E PAUL DIRAC DRIVE SUITE 100
TALLAHASSEE FL 32310

Images:
23

**** IMAGE * E0***

VISIT HANCOCKWHITNEY.COM OR CALL US AT 800-448-8812 TO ENROLL IN ONLINE BANKING WITH ESTATEMENTS.

Checking Account Summary

PREVIOUS BALANCE		301,242.20	AVERAGE BALANCE
+	9 CREDITS	59,821.15	309,409.85
-	46 DEBITS	75,013.61	YTD INTEREST PAID
-	SERVICE CHARGES	.00	396.16
+	INTEREST PAID	50.52	
ENDING BALANCE		286,100.26	

*** * * * * * * * * CHECKING ACCOUNT TRANSACTIONS * * * * * * * * ***

000000003

• Deposits and Other Credits

Date	Amount	Description	Date	Amount	Description
09/01	21.95	MISC PAY GSA TREAS 310 020245008978886CCD	09/11	32.50	Settlement TALCOR-INN1145 020255001539220CCD
09/01	24,836.86	MISC PAY GSA TREAS 310 020245008978884CCD	09/16	4,982.07	DEPOSIT
09/09	2,125.10	Settlement TALCOR-INN1145 020253000907458CCD	09/21	254.93	DEPOSIT
09/09	16,161.36	EDI PYMNTS FLORIDA STATE UN 020253000948293CCD	09/25	686.81	DEPOSIT
			09/25	10,719.57	DEPOSIT
			09/30	50.52	IOD INTEREST PAID

• Checks

Date	Serial	Amount	Date	Serial	Amount
09/08	157	30.97	09/21	182	80.00
09/22	169 *	231.75	09/22	183	3,307.94
09/01	172 *	297.33	09/18	184	98.98
09/02	173	162.00	09/24	185	3,847.00
09/02	174	10.00	09/21	186	491.36
09/02	175	250.75	09/22	187	565.00
09/02	176	128.43	09/24	188	7,175.00
09/08	177	89.97	09/21	189	3,974.42
09/01	178	575.00	09/23	191 *	67.08
09/04	179	165.02	09/21	192	1,780.00
09/18	180	15.75	09/22	8000190 *	500.00
09/21	181	190.00			

RECEIVED 10.13.2020

PO Box 4019
Gulfport, MS 39502-4019
Return Service Requested

EQUAL HOUSING LENDER

FDIC

Statements Dates
09/01/2020 - 09/30/2020

Account Number:

LEON COUNTY RESEARCH & DEVELOPMENT AUTHORITY
OPERATING ACCOUNT ATTN EXECUTIVE DIR
2051 E PAUL DIRAC DRIVE SUITE 100
TALLAHASSEE FL 32310

Images:
23

**** IMAGE * E0***

• Other Debits

Date	Amount	Description
09/01	3,686.92	USATAXPYMT IRS 020245009146471CCD
09/03	13.37	CITYOFTLH TALLAHASSEE 020247009787118TEL
09/03	18.84	CITYOFTLH TALLAHASSEE 020247009787077TEL
09/03	59.70	CITYOFTLH TALLAHASSEE 020247009787134TEL
09/03	172.07	ONLINE PMT HOME DEPOT COMM 020247009769741WEB
09/03	287.00	CITYOFTLH TALLAHASSEE 020247009787123TEL
09/03	312.67	CITYOFTLH TALLAHASSEE 020247009787130TEL
09/03	401.13	CITYOFTLH TALLAHASSEE 020247009787124TEL
09/03	647.25	CITYOFTLH TALLAHASSEE 020247009787099TEL
09/03	659.84	CITYOFTLH TALLAHASSEE 020247009787097TEL
09/03	1,380.20	CITYOFTLH TALLAHASSEE 020247009787111TEL
09/03	3,666.67	CITYOFTLH TALLAHASSEE 020247009787119TEL
09/03	7,493.39	CITYOFTLH TALLAHASSEE 020247009787073TEL
09/04	193.45	CITYOFTLH TALLAHASSEE 020248010125987TEL
09/14	9,448.70	QUICKBOOKS INTUIT PAYROLL S 020258001935731CCD
09/15	1,810.00	PAYMENTS NATIONWIDE 020259002343332PPD
09/15	3,440.94	USATAXPYMT IRS 020258002044987CCD
09/18	193.08	C01 FLA DEPT REVENUE 020262003171346CCD
09/25	252.92	CABLE SVC COMCAST 020268004458135WEB
09/29	170.85	ONLINE PMT HOME DEPOT COMM 020273005334890WEB
09/29	9,629.17	QUICKBOOKS INTUIT PAYROLL S 020273005351532CCD
09/30	3,497.52	USATAXPYMT IRS 020273005439428CCD
09/30	3,544.18	CRC FLA DEPT REVENUE 020274005660880CCD

• Balance By Date

Date	Balance	Date	Balance	Date	Balance
08/31	301,242.20	09/11	323,718.00	09/23	302,760.00
09/01	321,541.76	09/14	314,269.30	09/24	291,738.00
09/02	320,990.58	09/15	309,018.36	09/25	302,891.46
09/03	305,878.45	09/16	314,000.43	09/29	293,091.44
09/04	305,519.98	09/18	313,692.62	09/30	286,100.26
09/08	305,399.04	09/21	307,431.77		
09/09	323,685.50	09/22	302,827.08		

09/08/2020 157 $30.97

09/02/2020 176 $128.43

09/21/2020 182 $80.00

09/22/2020 169 $231.75

09/08/2020 177 $89.97

09/22/2020 183 $3,307.94

09/01/2020 172 $297.33

09/01/2020 178 $575.00

09/18/2020 184 $98.98

09/02/2020 173 $162.00

09/04/2020 179 $165.02

09/24/2020 185 $3,847.00

09/02/2020 174 $10.00

09/18/2020 180 $15.75

09/21/2020 186 $491.36

09/02/2020 175 $250.75

09/21/2020 181 $190.00

09/22/2020 187 $565.00



09/24/2020 188 $7,175.00



09/21/2020 189 $3,974.42



09/23/2020 191 $67.08



09/21/2020 192 $1,780.00



09/22/2020 8000190 $500.00

Payment Detail

Bank=inn1145 AND mm/yy=09/2020-09/2020 AND Check Date=09/01/2020-09/30/2020 AND All Checks=Yes AND Include Voids=All Checks

Check# Bank - Vendor - Date	Payable #	Property	Amount	Account
180 (inn1145) - STA of Tallahassee, Inc. (absystem) - 09/16/20 (09/20)				
Srvc 08/07/20-09/06/20	P-158555	knight	15.75	55300000 - Copies
Total 180 (inn1145) - STA of Tallahassee, Inc. (absystem) - 09/16/20 (09/20)			**15.75**	
181 (inn1145) - Engineered Cooling Services, Inc. (engineer) - 09/16/20 (09/20)				
HVAC units 5 and 8 not cooling.	P-158559	collins	190.00	51800000 - HVAC Repair
Total 181 (inn1145) - Engineered Cooling Services, Inc. (engineer) - 09/16/20 (09/20)			**190.00**	
182 (inn1145) - Georgia- Florida Burglar Alarm Company, (gaflburg) - 09/16/20 (09/20)				
Srvc 09/2020	P-158568	collins	40.00	54800000 - Security
Srvc 09/2020	P-158569	knight	40.00	54800000 - Security
Total 182 (inn1145) - Georgia- Florida Burglar Alarm Company, (gaflburg) - 09/16/20 (09/20)			**80.00**	
183 (inn1145) - Heinz Brothers Nurseries, INC. (heinzbro) - 09/16/20 (09/20)				
Srvc 08/2020	P-158571	morgan	321.66	54600000 - Landscaping Service
Srvc 08/2020	P-158571	johnson	393.49	54600000 - Landscaping Service
Srvc 08/2020	P-158571	collins	755.75	54600000 - Landscaping Service
Srvc 08/2020	P-158571	knight	690.17	54600000 - Landscaping Service
Srvc 08/2020	P-158571	inn-tic	580.87	54600000 - Landscaping Service
Srvc 08/2020	P-158571	inn-tic	381.00	54600000 - Landscaping Service
Trial	P-158571	inn-tic	185.00	54610000 - Landscaping - Trail
Total 183 (inn1145) - Heinz Brothers Nurseries, INC. (heinzbro) - 09/16/20 (09/20)			**3,307.94**	
184 (inn1145) - Johnstone Supply (johnston) - 09/16/20 (09/20)				
Fab blade for hood vent in lab.	P-158564	collins	27.06	51800000 - HVAC Repair
Motor for fan at vent hood in lab.	P-158565	collins	66.54	51800000 - HVAC Repair
Belt for vent at hood in lab.	P-158566	collins	5.38	51800000 - HVAC Repair
Total 184 (inn1145) - Johnstone Supply (johnston) - 09/16/20 (09/20)			**98.98**	
185 (inn1145) - Leon County Clerk & Comptroller's Office (lcboc) - 09/16/20 (09/20)				
Health Pty 08/2020	P-158556	knight	3,847.00	44600000 - Employee Benefits
Total 185 (inn1145) - Leon County Clerk & Comptroller's Office (lcboc) - 09/16/20 (09/20)			**3,847.00**	
186 (inn1145) - Marpan Supply Company, Inc. (marpan) - 09/16/20 (09/20)				
Srvc 09/2020	P-158416	morgan	37.00	46350000 - Refuse Collection
Srvc 09/2020	P-158416	johnson	37.00	46350000 - Refuse Collection
Full Year Srvc	P-158557	collins	417.36	46350000 - Refuse Collection
Total 186 (inn1145) - Marpan Supply Company, Inc. (marpan) - 09/16/20 (09/20)			**491.36**	
187 (inn1145) - Metal Building Services, Inc. (metal) - 09/16/20 (09/20)				
Roof leak - repaired	P-158562	johnson	235.00	52500000 - Roof Repairs
Cleaned Gutter on 09/2020	P-158567	phipps	110.00	51600000 - Exterior Building Maintenance
Cleaned Gutter on 09/2020	P-158567	collins	110.00	51600000 - Exterior Building Maintenance
Cleaned Gutter on 09/2020	P-158567	johnson	55.00	51600000 - Exterior Building Maintenance
Cleaned Gutter on 09/2020	P-158567	morgan	55.00	51600000 - Exterior Building Maintenance
Total 187 (inn1145) - Metal Building Services, Inc. (metal) - 09/16/20 (09/20)			**565.00**	
188 (inn1145) - Talcor Commercial Real Estate Svc Inc (mgttal) - 09/16/20 (09/20)				
MGT FEE- Innv 09/2020	P-158573	knight	875.00	61100000 - Management Fees TALCOR
MGT FEE- Innv 09/2020	P-158573	collins	1,408.00	61100000 - Management Fees TALCOR
MGT FEE- Innv 09/2020	P-158573	morgan	1,839.00	61100000 - Management Fees TALCOR
MGT FEE- Innv 09/2020	P-158573	johnson	2,224.00	61100000 - Management Fees TALCOR
MGT FEE- Innv 09/2020	P-158573	phipps	829.00	61100000 - Management Fees TALCOR
Total 188 (inn1145) - Talcor Commercial Real Estate Svc Inc (mgttal) - 09/16/20 (09/20)			**7,175.00**	
189 (inn1145) - M&J X-treme Cleaning Services Inc (mjclean) - 09/16/20 (09/20)				
Building Cleaning Srvc 09/2020	P-158572	morgan	961.42	54500000 - Janitorial Service
Building Cleaning Srvc 09/2020	P-158572	johnson	2,102.00	54500000 - Janitorial Service
Building Cleaning Srvc 09/2020	P-158572	collins	763.00	54500000 - Janitorial Service
Building Cleaning Srvc 09/2020	P-158572	knight	148.00	54500000 - Janitorial Service
Total 189 (inn1145) - M&J X-treme Cleaning Services Inc (mjclean) - 09/16/20 (09/20)			**3,974.42**	
190 (inn1145) - RB Oppenheim Associates (rboppen) - 09/16/20 (09/20)				
Annual Web Hosting	P-158570	knight	500.00	55220000 - Internet Charge
Total 190 (inn1145) - RB Oppenheim Associates (rboppen) - 09/16/20 (09/20)			**500.00**	

Payment Detail

Bank=inn1145 AND mm/yy=09/2020-09/2020 AND Check Date=09/01/2020-09/30/2020 AND All Checks=Yes AND Include Voids=All Checks

191 (inn1145) - SPECIALTY CONTRACTORS OF TALLAHASSEE Inc (specicon) - 09/16/20 (09/20)				
Ceiling tiles	P-158563	collins	67.08	52900000 - Other Maintenance
Total 191 (inn1145) - SPECIALTY CONTRACTORS OF TALLAHASSEE Inc (specicon) - 09/16/20 (09/20)			**67.08**	
192 (inn1145) - Spraywash Exterior Cleaning (spraywas) - 09/16/20 (09/20)				
Wash all concrete areas in Fuqua Center, including ceilings and stairs. 35%	P-158558	fuqua	430.50	54870000 - Window Washing Service
Wash all concrete areas in Fuqua Center, including ceilings and stairs. 65%	P-158558	fuqua	799.50	54870000 - Window Washing Service
Soft wash two main entry signs to the park.	P-158560	inn-tic	125.00	54870000 - Window Washing Service
Softwash/pressure wash all walkways around Collins bld.	P-158561	collins	425.00	54870000 - Window Washing Service
Total 192 (inn1145) - Spraywash Exterior Cleaning (spraywas) - 09/16/20 (09/20)			**1,780.00**	
9022020 (inn1145) - Home Depot Credit Services (home) - 09/02/20 (09/20)				
Bill back to FSULab in Morgan Bld. for materials to hang TV monitors	P-160022	morgan	54.25	12040000 - AR-Tenant Expenses to be Reimbursed
Lab door seal. for FUS LAB to be billed back.	P-160022	morgan	11.73	12040000 - AR-Tenant Expenses to be Reimbursed
Lock for FSU lab generator.	P-160022	morgan	13.94	12040000 - AR-Tenant Expenses to be Reimbursed
Bill back to FSULab in Morgan Bld. for materials to hang TV monitors	P-160022	morgan	92.15	12040000 - AR-Tenant Expenses to be Reimbursed
Total 9022020 (inn1145) - Home Depot Credit Services (home) - 09/02/20 (09/20)			**172.07**	
9182020 (inn1145) - Florida Department of Revenue (stax) - 09/18/20 (09/20)				
08.2020 STAX Collins	P-159057	collins	106.11	23050000 - Sales Tax Payable
08.2020 STAX Collins Allowance	P-159057	collins	-2.65	33150000 - Sales Tax Discount
08.2020 STAX Knight	P-159057	knight	91.92	23050000 - Sales Tax Payable
08.2020 STAX Knight Allowance	P-159057	knight	-2.30	33150000 - Sales Tax Discount
Total 9182020 (inn1145) - Florida Department of Revenue (stax) - 09/18/20 (09/20)			**193.08**	
9232020 (inn1145) - COMCAST (comcast) - 09/23/20 (09/20)				
Acct #8535101683273174 09/2020	P-159347	knight	143.95	55200000 - Phone Service
Acct #8535101683273174 09/2020	P-159347	knight	108.97	55220000 - Internet Charge
Total 9232020 (inn1145) - COMCAST (comcast) - 09/23/20 (09/20)			**252.92**	
9292020 (inn1145) - City of Tallahassee (utltal) - 09/14/20 (09/20)				
6370545953 08/2020	P-158584	collins	2,398.69	46050000 - Electric
6370545953 08/2020	P-158584	collins	64.87	46400000 - Water/Sewer
6370545953 08/2020	P-158584	collins	110.05	46400000 - Water/Sewer
6370545953 08/2020	P-158584	collins	168.13	46350000 - Refuse Collection
6370545953 08/2020	P-158584	collins	233.17	46500000 - Stormwater
6370545953 08/2020	P-158584	collins	182.97	46600000 - Fire Service - Utility
6370545953 08/2020	P-158584	collins	32.47	46480000 - Irrigation - Utility
Credit per City for deductting worng bill from the account	P-158584	collins	-114.25	19150000 - Prepaid Expenses
Total 9292020 (inn1145) - City of Tallahassee (utltal) - 09/14/20 (09/20)			**3,076.10**	
9302020 (inn1145) - Home Depot Credit Services (home) - 09/30/20 (09/20)				
Painting supply's	P-159348	collins	75.56	52900000 - Other Maintenance
Asphalt patch	P-159348	collins	14.47	51600000 - Exterior Building Maintenance
Insulation wrap for copper drain pipes to HVAC units in the lab.	P-159348	collins	80.82	51800000 - HVAC Repair
Total 9302020 (inn1145) - Home Depot Credit Services (home) - 09/30/20 (09/20)			**170.85**	
10012020 (inn1145) - City of Tallahassee (utltal) - 09/14/20 (09/20)				
5764754002 08/2020	P-158574	johnson	2,794.78	46050000 - Electric
8559156780 08/2020	P-158575	morgan	1,516.63	46050000 - Electric
4621285610 08/2020	P-158576	morgan	236.39	46050000 - Electric
1721285610 08/2020	P-158577	inn-tic	18.22	46050000 - Electric
3588865610 09/2020	P-158578	inn-tic	13.20	46050000 - Electric
6621285610 08/2020	P-158579	morgan	75.56	46050000 - Electric
7621285610 08/2020	P-158580	fuqua	22.70	46480000 - Irrigation - Utility
7621285610 08/2020	P-158580	fuqua	42.17	46490000 - Irrigation-NonCAM
7621285610 08/2020	P-158580	morgan	151.32	46350000 - Refuse Collection
7621285610 08/2020	P-158580	johnson	184.94	46350000 - Refuse Collection
9621285610 08/2020	P-158581	morgan	711.45	46050000 - Electric
0721285610 09/14	P-158582	fuqua	109.44	46400000 - Water/Sewer
0721285610 09/14	P-158582	fuqua	203.24	46420000 - Non CAM Water/Sewer
8621285610 08/2020	P-158583	knight	144.91	46050000 - Electric
8621285610 08/2020	P-158583	knight	16.98	46050000 - Electric
8621285610 08/2020	P-158583	knight	13.07	46400000 - Water/Sewer
8621285610 08/2020	P-158583	knight	23.94	46400000 - Water/Sewer
8621285610 08/2020	P-158583	knight	48.51	46500000 - Stormwater
8621285610 08/2020	P-158583	knight	53.30	46600000 - Fire Service - Utility

Payment Detail

Bank=inn1145 AND mm/yy=09/2020-09/2020 AND Check Date=09/01/2020-09/30/2020 AND All Checks=Yes AND Include Voids=All Checks

Total 10012020 (inn1145) - City of Tallahassee (utltal) - 09/14/20 (09/20)	**6,380.75**
	32,338.30

Deposit Register

For Period = Sep 2020

Name	Property	Unit	Tenant	Period	Received Date	Deposit Date	Amount	Check #	Deposit #	Notes
(inn1145) - 53 09/08/2020										
16570258	inn-tic			09/2020	9/8/2020	9/8/2020	200.00	40392	53	:CHECKscan Payment
Reclaim Pharmaceutical Waste Mgt, LLC	collins	LAB-3OFC	reclaimp	09/2020	9/8/2020	9/8/2020	1,621.94	004767	53	:CHECKscan Payment
Quarry Sanitizer, LLC a Florida Corporation	collins	LAB1AREA	quarrysa	09/2020	9/8/2020	9/8/2020	303.16	004767	53	:CHECKscan Payment
Total (inn1145) - 53 09/08/2020							**2,125.10**			
(inn1145) - 54 09/10/2020										
FAMU GRANT	knight	102	famugran	09/2020	9/10/2020	9/10/2020	32.50	0000236903	54	:CHECKscan Payment
Total (inn1145) - 54 09/10/2020							**32.50**			
(inn1145) - 62 09/16/2020										
Florida State University Board of Trustees	morgan	110	nwrdcmgn	09/2020	9/16/2020	9/16/2020	4,982.07	Auto	62	
Total (inn1145) - 62 09/16/2020							**4,982.07**			
(inn1145) - 63 09/21/2020										
Brown and Brown Refund	knight			09/2020	9/21/2020	9/21/2020	254.93	030511	63	
Total (inn1145) - 63 09/21/2020							**254.93**			
(inn1145) - 64 09/23/2020										
FSU Anthropology Florida State university Board of Trustees	johnson	205	fsubot	09/2020	9/23/2020	9/23/2020	16,161.36	Auto	64	
Total (inn1145) - 64 09/23/2020							**16,161.36**			
(inn1145) - 65 09/01/2020										
General Service Administration (GSA) GS-04P-LFL6023	johnson	100	gs04plfl	09/2020	9/1/2020	9/1/2020	24,858.81	Auto	65	
Total (inn1145) - 65 09/01/2020							**24,858.81**			
(inn1145) - 66 09/25/2020										
DEPARTMENT OF TRANSPORTATION	phipps	PHIPPS	ip-dot	09/2020	9/25/2020	9/25/2020	10,719.57	Pymt no 0269742	66	
Total (inn1145) - 66 09/25/2020							**10,719.57**			
Nhu Energy, Inc	knight	112	nhuenerg	09/2020	9/25/2020	9/25/2020	686.81	2197	67	
Total (inn1145) - 67 09/25/2020							**686.81**			
Grand Total							**59,821.15**			

Aged Receivable

DB Caption: TALCOR Commercial -- LIVE Property: innvtion Status: Current, Past, Future Age As Of: 09/30/2020 Post To: 09/2020 Summary By: Tenant

Property	Customer	Lease	Name	Status	Current Owed	0-30 Owed	31-60 Owed	61-90 Owed	Over 90 Owed	Pre-Payments	Total Owed
collins - LEON COUNTY RESEARCH AND DEVELPMENT											
collins - LEON COUNTY RESEARCH AND DEVELPMENT		ip-dacs	STATE OF FLORIDA DEPARTMENT OF AGRICULTURE & CONSUMER SERVICES DIVISION OF MARKETING & DEVELOPMENT	Current	2,664.30	2,664.30	0.00	0.00	0.00	0.00	2,664.30
collins - LEON COUNTY RESEARCH AND DEVELPMENT		reclaimp	Reclaim Pharmaceutical Waste Mgt, LLC	Current	0.00	0.00	0.00	0.00	0.00	-135.15	-135.15
collins - LEON COUNTY RESEARCH AND DEVELPMENT		quarrysa	Quarry Sanitizer, LLC a Florida Corporation	Current	912.26	303.16	303.16	303.16	2.78	0.00	912.26
collins - LEON COUNTY RESEARCH AND DEVELPMENT					**3,576.56**	**2,967.46**	**303.16**	**303.16**	**2.78**	**-135.15**	**3,441.41**
fuqua - FUQUA COMPLEX											
fuqua - FUQUA COMPLEX		fsurf-ca	FSU Research Foundation	Current	1,826.63	826.86	0.00	0.00	999.77	0.00	1,826.63
fuqua - FUQUA COMPLEX					**1,826.63**	**826.86**	**0.00**	**0.00**	**999.77**	**0.00**	**1,826.63**
johnson - INNOVATION PARK - JOHNSON BLDG											
johnson - INNOVATION PARK - JOHNSON BLDG		gs04plfl	General Service Administration (GSA) GS-04P-LFL6023	Current	23,971.58	23,971.58	0.00	0.00	0.00	0.00	23,971.58
johnson - INNOVATION PARK - JOHNSON BLDG					**23,971.58**	**23,971.58**	**0.00**	**0.00**	**0.00**	**0.00**	**23,971.58**
knight - Leon County Research and Development											
knight - Leon County Research and Development		domi	Domi Education	Current	7,500.00	0.00	7,500.00	0.00	0.00	0.00	7,500.00
knight - Leon County Research and Development		famugran	FAMU GRANT	Past	1,919.00	1,919.00	0.00	0.00	0.00	0.00	1,919.00
knight - Leon County Research and Development		oevgrant	OEV GRANT	Past	11,649.45	0.00	11,649.45	0.00	0.00	0.00	11,649.45
knight - Leon County Research and Development		nhuenerg	Nhu Energy, Inc	Current	0.00	0.00	0.00	0.00	0.00	-800.15	-800.15
knight - Leon County Research and Development					**21,068.45**	**1,919.00**	**19,149.45**	**0.00**	**0.00**	**-800.15**	**20,268.30**
morgan - Leon County Research and Development											
morgan - Leon County Research and Development		dan-turb	Danfoss Turbocor Compressors, Inc	Past	0.00	0.00	0.00	0.00	0.00	-13.81	-13.81
morgan - Leon County Research and Development		tmhtest	flORIDA STATE BOARD OF TRUSTEES	Current	250.92	250.92	0.00	0.00	0.00	0.00	250.92
morgan - Leon County Research and Development		nwrdcmgn	Florida State University Board of Trustees	Current	4,836.96	4,836.96	0.00	0.00	0.00	0.00	4,836.96
morgan - Leon County Research and Development					**5,087.88**	**5,087.88**	**0.00**	**0.00**	**0.00**	**-13.81**	**5,074.07**
Grand Total					**55,531.10**	**34,772.78**	**19,452.61**	**303.16**	**1,002.55**	**-949.11**	**54,581.99**

UserId : kristy@talcor.com Date : 10/27/2020 Time : 8:33 AM

Payables Aging Report

innvtion

Period: 09/2020

As of : 09/30/2020

Payee Code	Payee Name	Invoice Notes	Control	Batch Id	Property	Invoice Date	Account	Invoice #	Current Owed	0-30 Owed	31-60 Owed	61-90 Owed	Over 90 Owed	Future Invoice	Notes
absystem	STA of Tallahassee, Inc.													0.00	
		Svc from 09/07/20-10/06/20	P-159946	38048	knight	9/30/2020	5530-0000 Copies	365612	19.17	19.17	0.00	0.00	0.00	0.00	Svc from 09/07/20-10/06/20
Total absystem									**19.17**	**19.17**	**0.00**	**0.00**	**0.00**	**0.00**	
bestday	Best Dat Ever Events and Rentals LLC													0.00	
		Tent, chairs, fan rental for press release event.	P-159357	37945	knight	9/29/2020	5586-0000 Marketing/PR	Invoice 1	1,435.00	1,435.00	0.00	0.00	0.00	0.00	Tent, chairs, fan rental for press release event.
Total bestday									**1,435.00**	**1,435.00**	**0.00**	**0.00**	**0.00**	**0.00**	
centuryl	CENTURY LINK													0.00	
		437850207 09/2020	P-159352	37945	johnson	9/29/2020	5425-0000 Fire Protection Phone	437850207 09/2020	297.33	297.33	0.00	0.00	0.00	0.00	437850207 09/2020
Total centuryl									**297.33**	**297.33**	**0.00**	**0.00**	**0.00**	**0.00**	
ellsworth	Richard C Ellsworth Painting Inc													0.00	
		Removed all rust, treated and painted back metal exterior door to kitchen.	P-159353	37945	collins	9/29/2020	5160-0000 Exterior Building Maintenance	6053	325.00	325.00	0.00	0.00	0.00	0.00	Removed all rust, treated and painted back metal exterior door to kitchen.
Total ellsworth									**325.00**	**325.00**	**0.00**	**0.00**	**0.00**	**0.00**	
engineer	Engineered Cooling Services, Inc.													0.00	
		HVAC in Lab not cooling. 80 degrees in lab, compressor wasn't running, trouble shoot, found blown contactor. Replaced.	P-159944	38048	collins	9/30/2020	5180-0000 HVAC Repair	SV102474	306.20	306.20	0.00	0.00	0.00	0.00	HVAC in Lab not cooling. 80 degrees in lab, compressor wasn't running, trouble shoot, found blown contactor. Replaced.
		HVAC unit 3, replaced motor and board.	P-159374	37945	johnson	9/30/2020	5180-0000 HVAC Repair	SV103542	1,775.00	1,775.00	0.00	0.00	0.00	0.00	HVAC unit 3, replaced motor and board.
		HVAC unit 8 in lab leaking. Checked and reset temp.	P-159373	37945	johnson	9/30/2020	5180-0000 HVAC Repair	SV101309	1,300.26	1,300.26	0.00	0.00	0.00	0.00	Liebert repairs in collection room, NPS. Replaced bearings, pully and belt.
		HVAC unit 8 in lab leaking. Checked and reset temp.	P-159377	37945	collins	9/30/2020	5180-0000 HVAC Repair	SV103588	190.00	190.00	0.00	0.00	0.00	0.00	HVAC unit 8 in lab leaking. Checked and reset temp.
		HVAC unit 9 not working, found bad fan motor.	P-159376	37945	johnson	9/30/2020	5180-0000 HVAC Repair	SV103585	95.00	95.00	0.00	0.00	0.00	0.00	HVAC unit 9 not working, found bad fan motor.
		HVAC unit to kitchen was frozen. Cleared clogged drain.	P-159375	37945	collins	9/30/2020	5180-0000 HVAC Repair	SV103429	95.00	95.00	0.00	0.00	0.00	0.00	HVAC unit to kitchen was frozen. Cleared clogged drain.
		Qtrly Billing	P-159384	37945	johnson	9/30/2020	5447-0000 HVAC Monthly Service	SV103690	1,572.50	1,572.50	0.00	0.00	0.00	0.00	Qtrly Billing
		Qtrly Billing	P-159385	37945	knight	9/30/2020	5447-0000 HVAC Monthly Service	SV103691	67.63	67.63	0.00	0.00	0.00	0.00	Qtrly Billing
		Qtrly Billing	P-159386	37945	morgan	9/30/2020	5447-0000 HVAC Monthly Service	SV103692	676.35	676.35	0.00	0.00	0.00	0.00	Qtrly Billing
		Quarterly Billing	P-159362	37945	collins	9/29/2020	5447-0000 HVAC Monthly Service	SV102911	907.44	907.44	0.00	0.00	0.00	0.00	Quarterly Billing
		Quarterly Srvc	P-159371	37945	phipps	9/30/2020	5447-0000 HVAC Monthly Service	SV103693	225.45	225.45	0.00	0.00	0.00	0.00	Quarterly Srvc
		Replace condenser fan motor in HVAC unit 19.	P-159378	37945	johnson	9/30/2020	5180-0000 HVAC Repair	SV103619	763.00	763.00	0.00	0.00	0.00	0.00	Replace condenser fan motor in HVAC unit 19.
Total engineer									**7,973.83**	**7,973.83**	**0.00**	**0.00**	**0.00**	**0.00**	
gaflburg	Georgia- Florida Burglar Alarm Company,													0.00	
		Replaced front entrance door strike.	P-159359	37945	knight	9/29/2020	5160-0000 Exterior Building Maintenance	586685	319.00	319.00	0.00	0.00	0.00	0.00	Replaced front entrance door strike.
		Securecom Monitoring w/App	P-159943	38048	collins	9/30/2020	5480-0000 Security	577876	40.00	40.00	0.00	0.00	0.00	0.00	09/20 Securecom Monitoring
		Smoke detector setting fire alarm off. Cleaned and reset the system.	P-159358	37945	knight	9/29/2020	5420-0000 Fire Protection System	586690	105.00	105.00	0.00	0.00	0.00	0.00	Smoke detector setting fire alarm off. Cleaned and reset the system.
Total gaflburg									**464.00**	**464.00**	**0.00**	**0.00**	**0.00**	**0.00**	
hancdtnaomi	Hancock Bank													0.00	
		Acct #6384 09/2020-Fast Signs-signs for conf. meeting	P-159381	37945	knight	9/30/2020	5586-0000 Marketing/PR	Acct #6384 09/2020	422.86	422.86	0.00	0.00	0.00	0.00	Fast Signs-signs for conf. meeting
Total hancdtnaomi									**422.86**	**422.86**	**0.00**	**0.00**	**0.00**	**0.00**	
hancdtpeggy	Hancock Bank													0.00	
		Acct #0837 09/2020	P-159390	37945	knight	9/30/2020	5587-0000 General Authority Expense	Acct #0837 09/2020	49.69	49.69	0.00	0.00	0.00	0.00	Office supplies
		Acct #0837 09/2020	P-159390	37945	knight	9/30/2020	5587-0000 General Authority Expense	Acct #0837 09/2020	19.99	19.99	0.00	0.00	0.00	0.00	Publix
Total hancdtpeggy									**69.68**	**69.68**	**0.00**	**0.00**	**0.00**	**0.00**	
hancdtrons	Hancock Bank													0.00	
		Acct #1611 09/2020-	P-159389	37945	knight	9/30/2020	5522-0000 Internet Charge	Acct #1611 09/2020	14.99	14.99	0.00	0.00	0.00	0.00	Adobe
		Acct #1611 09/2020-	P-159389	37945	knight	9/30/2020	5522-0000 Internet Charge	Acct #1611 09/2020	16.78	16.78	0.00	0.00	0.00	0.00	Zoom
		Acct #1611 09/2020-	P-159389	37945	knight	9/30/2020	5586-0000 Marketing/PR	Acct #1611 09/2020	70.00	70.00	0.00	0.00	0.00	0.00	EIG-Constant Contact
Total hancdtrons									**101.77**	**101.77**	**0.00**	**0.00**	**0.00**	**0.00**	
heinzbro	Heinz Brothers Nurseries, INC.													0.00	
		09/2020 Svcs	P-159382	37945	collins	9/30/2020	5460-0000 Landscaping Service	47132	755.75	755.75	0.00	0.00	0.00	0.00	09/2020 Svcs
		09/2020 Svcs	P-159382	37945	inn-tic	9/30/2020	5460-0000 Landscaping Service	47132	580.87	580.87	0.00	0.00	0.00	0.00	09/2020 Svcs
		09/2020 Svcs	P-159382	37945	inn-tic	9/30/2020	5461-0000 Landscaping - Trail	47132	185.00	185.00	0.00	0.00	0.00	0.00	Trail
		09/2020 Svcs	P-159382	37945	inn-tic	9/30/2020	5462-0000 Non CAM Landscaping	47132	381.00	381.00	0.00	0.00	0.00	0.00	09/2020 Svcs
		09/2020 Svcs	P-159382	37945	johnson	9/30/2020	5460-0000 Landscaping Service	47132	393.49	393.49	0.00	0.00	0.00	0.00	09/2020 Svcs
		09/2020 Svcs	P-159382	37945	knight	9/30/2020	5460-0000 Landscaping Service	47132	690.17	690.17	0.00	0.00	0.00	0.00	09/2020 Svcs
		09/2020 Svcs	P-159382	37945	morgan	9/30/2020	5460-0000 Landscaping Service	47132	321.66	321.66	0.00	0.00	0.00	0.00	09/2020 Svcs
Total heinzbro									**3,307.94**	**3,307.94**	**0.00**	**0.00**	**0.00**	**0.00**	
home	Home Depot Credit Services													0.00	
		Liquid nails for counters in restrooms.	P-160024	38067	collins	9/28/2020	5290-0000 Other Maintenance	Acct #2825-09.2020	22.77	22.77	0.00	0.00	0.00	0.00	DAMPRID for various areas in Collins, and FUQUA restrooms'.
		Liquid nails for counters in restrooms.	P-160024	38067	fuqua	9/28/2020	5290-0000 Other Maintenance	Acct #2825-09.2020	8.06	8.06	0.00	0.00	0.00	0.00	DAMPRID for various areas in Collins, and FUQUA restrooms'. 35%

Payables Aging Report

innvtion

Period: 09/2020

As of : 09/30/2020

Payee Code	Payee Name	Invoice Notes	Control	Batch Id	Property	Invoice Date	Account	Invoice #	Current Owed	0-30 Owed	31-60 Owed	61-90 Owed	Over 90 Owed	Future Invoice	Notes
		Liquid nails for counters in restrooms.	P-160024	38067	fuqua	9/28/2020	5290-0000 Other Maintenance	Acct #2825-09.2020	14.98	14.98	0.00	0.00	0.00	0.00	DAMPRID for various areas in Collins, and FUQUA restrooms'.65%
		Liquid nails for counters in restrooms.	P-160024	38067	inn-tic	9/28/2020	5192-0000 Landscaping Expense	Acct #2825-09.2020	44.42	44.42	0.00	0.00	0.00	0.00	Weed killer for path.
		Liquid nails for counters in restrooms.	P-160024	38067	johnson	9/28/2020	5125-0000 Electric Supplies	Acct #2825-09.2020	59.97	59.97	0.00	0.00	0.00	0.00	LED light fixture.
		Liquid nails for counters in restrooms.	P-160024	38067	johnson	9/28/2020	5235-0000 Plumbing Supplies	Acct #2825-09.2020	12.90	12.90	0.00	0.00	0.00	0.00	Caulk for sinks.
		Liquid nails for counters in restrooms.	P-160024	38067	johnson	9/28/2020	5235-0000 Plumbing Supplies	Acct #2825-09.2020	5.14	5.14	0.00	0.00	0.00	0.00	Liquid Nails for counters in restrooms.
Total home									**168.24**	**168.24**	**0.00**	**0.00**	**0.00**	**0.00**	
johnson	Johnson Controls, Inc.													0.00	
		Per Annual Contract	P-159363	37945	johnson	9/29/2020	5420-0000 Fire Protection System	21840419	2,725.00	2,725.00	0.00	0.00	0.00	0.00	Per Annual Contract
Total johnson									**2,725.00**	**2,725.00**	**0.00**	**0.00**	**0.00**	**0.00**	
johnston	Johnstone Supply													0.00	
		Fan blade for roof top vent - Lab	P-159360	37945	collins	9/29/2020	5180-0000 HVAC Repair	S9063937	27.06	27.06	0.00	0.00	0.00	0.00	Fan blade for roof top vent - Lab
Total johnston									**27.06**	**27.06**	**0.00**	**0.00**	**0.00**	**0.00**	
lcboc	Leon County Clerk & Comptroller's Office													0.00	
		Health Pty 09/2020	P-159351	37945	knight	9/29/2020	4460-0000 Employee Benefits	Health Pty 09/2020	3,847.00	3,847.00	0.00	0.00	0.00	0.00	Health Pty 09/2020
Total lcboc									**3,847.00**	**3,847.00**	**0.00**	**0.00**	**0.00**	**0.00**	
marpan	Marpan Supply Company, Inc.													0.00	
		bulbs	P-159361	37945	collins	9/29/2020	5125-0000 Electric Supplies	1594702	114.81	114.81	0.00	0.00	0.00	0.00	bulbs
		LED retro fit kits.	P-159945	38048	johnson	9/30/2020	5125-0000 Electric Supplies	1597562	249.75	249.75	0.00	0.00	0.00	0.00	LED retro fit kits.
Total marpan									**364.56**	**364.56**	**0.00**	**0.00**	**0.00**	**0.00**	
metal	Metal Building Services, Inc.													0.00	
		07/2020 Gutter Svcs	P-159947	38048	collins	9/30/2020	5160-0000 Exterior Building Maintenance	13875	100.00	100.00	0.00	0.00	0.00	0.00	07/2020 Gutter Svcs
		07/2020 Gutter Svcs	P-159947	38048	phipps	9/30/2020	5160-0000 Exterior Building Maintenance	13875	100.00	100.00	0.00	0.00	0.00	0.00	07/2020 Gutter Svcs
		Repaired roof leak	P-159355	37945	johnson	9/29/2020	5250-0000 Roof Repairs	14036	200.00	200.00	0.00	0.00	0.00	0.00	Repaired roof leak
		Repaired roof leak.	P-159354	37945	collins	9/29/2020	5250-0000 Roof Repairs	14014	585.00	585.00	0.00	0.00	0.00	0.00	Repaired roof leak.
		Repaired roof leak.	P-159354	37945	johnson	9/29/2020	5250-0000 Roof Repairs	14014	185.00	185.00	0.00	0.00	0.00	0.00	Repaired roof leak.
		Roof repairs at Collins and Johnson Buildings	P-159394	37947	collins	9/30/2020	5250-0000 Roof Repairs	14051-	87.50	87.50	0.00	0.00	0.00	0.00	Roof repairs at Collins and Johnson Buildings
		Roof repairs at Collins and Johnson Buildings	P-159394	37947	johnson	9/30/2020	5250-0000 Roof Repairs	14051-	87.50	87.50	0.00	0.00	0.00	0.00	Roof repairs at Collins and Johnson Buildings
Total metal									**1,345.00**	**1,345.00**	**0.00**	**0.00**	**0.00**	**0.00**	
milltree	Miller's Tree Service, LLC													0.00	
		Remove the fallen pear trees and ground stumps	P-159383	37945	collins	9/30/2020	5195-0000 Tree Trimming	68159	1,600.00	1,600.00	0.00	0.00	0.00	0.00	Remove the fallen pear trees and ground stumps
		Removed cherry tree behind Collins Bld.	P-159365	37945	collins	9/29/2020	5195-0000 Tree Trimming	68138	700.00	700.00	0.00	0.00	0.00	0.00	Removed cherry tree behind Collins Bld.
Total milltree									**2,300.00**	**2,300.00**	**0.00**	**0.00**	**0.00**	**0.00**	
mjclean	M&J X-treme Cleaning Services Inc													0.00	
		09/2020 Janitorial Svcs	P-159388	37945	collins	9/30/2020	5450-0000 Janitorial Service	2020-13 Sept	763.00	763.00	0.00	0.00	0.00	0.00	09/2020 Janitorial Svcs
		09/2020 Janitorial Svcs	P-159388	37945	johnson	9/30/2020	5450-0000 Janitorial Service	2020-13 Sept	2,102.00	2,102.00	0.00	0.00	0.00	0.00	09/2020 Janitorial Svcs
		09/2020 Janitorial Svcs	P-159388	37945	knight	9/30/2020	5450-0000 Janitorial Service	2020-13 Sept	148.00	148.00	0.00	0.00	0.00	0.00	09/2020 Janitorial Svcs
		09/2020 Janitorial Svcs	P-159388	37945	morgan	9/30/2020	5450-0000 Janitorial Service	2020-13 Sept	961.42	961.42	0.00	0.00	0.00	0.00	09/2020 Janitorial Svcs
Total mjclean									**3,974.42**	**3,974.42**	**0.00**	**0.00**	**0.00**	**0.00**	
nelson	Nelson Mullins Riley & Scarborough LLP													0.00	
		General Representation	P-159094	37867	knight	9/21/2020	5575-0000 Professional Fees	2140899	1,000.00	1,000.00	0.00	0.00	0.00	0.00	General Representation
Total nelson									**1,000.00**	**1,000.00**	**0.00**	**0.00**	**0.00**	**0.00**	
orkin	Capital Solutions of Big Bend													0.00	
		quarterly srvc	P-159366	37945	collins	9/30/2020	5430-0000 Exterminating	198122	250.00	250.00	0.00	0.00	0.00	0.00	quarterly srvc
		Quarterly Srvc	P-159367	37945	johnson	9/30/2020	5430-0000 Exterminating	198120	250.00	250.00	0.00	0.00	0.00	0.00	Quarterly Srvc
		Quarterly Srvc	P-159368	37945	morgan	9/30/2020	5430-0000 Exterminating	198121	250.00	250.00	0.00	0.00	0.00	0.00	Quarterly Srvc
		Quarterly Srvc	P-159369	37945	knight	9/30/2020	5430-0000 Exterminating	198105	75.00	75.00	0.00	0.00	0.00	0.00	Quarterly Srvc
		Quarterly Srvc	P-159370	37945	phipps	9/30/2020	5430-0000 Exterminating	198106	250.00	250.00	0.00	0.00	0.00	0.00	Quarterly Srvc
Total orkin									**1,075.00**	**1,075.00**	**0.00**	**0.00**	**0.00**	**0.00**	
reclaim.	Reclaim Pharmaeutical Waste													0.00	
		5 gallons of hand sanitizer for all sanitizer dispensers on site.	P-159364	37945	morgan	9/29/2020	5380-0000 Other Cleaning and Improvements	145	128.75	128.75	0.00	0.00	0.00	0.00	4 gallons of hand sanitizer for all sanitizer dispensers on site.
Total reclaim.									**128.75**	**128.75**	**0.00**	**0.00**	**0.00**	**0.00**	
specicon	SPECIALTY CONTRACTORS OF TALLAHASSEE Inc													0.00	
		Ceiling tiles	P-159372	37945	johnson	9/30/2020	5290-0000 Other Maintenance	7436	83.20	83.20	0.00	0.00	0.00	0.00	Ceiling tiles
Total specicon									**83.20**	**83.20**	**0.00**	**0.00**	**0.00**	**0.00**	
spraywas	Spraywash Exterior Cleaning													0.00	
		Pressure wash front walkways from tree removal.	P-159379	37945	collins	9/30/2020	5487-0000 Window Washing Service	11857	225.00	225.00	0.00	0.00	0.00	0.00	Pressure wash front walkways from tree removal.
		Softwash/pressure wash all walkways, building, and roof.	P-159380	37945	knight	9/30/2020	5487-0000 Window Washing Service	11746	1,170.00	1,170.00	0.00	0.00	0.00	0.00	Softwash/pressure wash all walkways, building, and roof.
Total spraywas									**1,395.00**	**1,395.00**	**0.00**	**0.00**	**0.00**	**0.00**	

Payables Aging Report

innvtion

Period: 09/2020

As of : 09/30/2020

Payee Code	Payee Name	Invoice Notes	Control	Batch Id	Property	Invoice Date	Account	Invoice #	Current Owed	0-30 Owed	31-60 Owed	61-90 Owed	Over 90 Owed	Future Invoice	Notes
tasicon.	TASICON, INC.													0.00	
		Rental of audio equipment along with a tech for press release event.	P-159356	37945	knight	9/29/2020	5586-0000 Marketing/PR	1403	300.00	300.00	0.00	0.00	0.00	0.00	Rental of audio equipment along with a tech for press release event.
Total tasicon.									**300.00**	**300.00**	**0.00**	**0.00**	**0.00**	**0.00**	
utltal	City of Tallahassee													0.00	
		0721285610 10/2020	P-160016	38064	fuqua	9/30/2020	4640-0000 Water/Sewer	0721285610 10/2020	109.96	109.96	0.00	0.00	0.00	0.00	0721285610 10/2020
		0721285610 10/2020	P-160016	38064	fuqua	9/30/2020	4642-0000 Non CAM Water/Sewer	0721285610 10/2020	204.22	204.22	0.00	0.00	0.00	0.00	0721285610 10/2020
		1721285610 10/2020	P-160019	38064	inn-tic	9/30/2020	4605-0000 Electric	1721285610 10/2020	17.54	17.54	0.00	0.00	0.00	0.00	1721285610 10/2020
		3588865610 10/2020	P-160021	38064	inn-tic	9/30/2020	4605-0000 Electric	3588865610 10/2020	13.62	13.62	0.00	0.00	0.00	0.00	3588865610 10/2020
		4621285610 10/2020	P-160013	38064	morgan	9/30/2020	4605-0000 Electric	4621285610 10/2020	170.84	170.84	0.00	0.00	0.00	0.00	4621285610 10/2020
		4621285610 10/2020	P-160014	38064	morgan	9/30/2020	4605-0000 Electric	6621285610 10/2020	60.56	60.56	0.00	0.00	0.00	0.00	4621285610 10/2020
		5764754002 10/2020	P-160017	38064	johnson	9/30/2020	4605-0000 Electric	5764754002 10/2020	2,624.87	2,624.87	0.00	0.00	0.00	0.00	5764754002 10/2020
		6370545953 10/2020	P-160020	38064	collins	9/30/2020	4605-0000 Electric	6370545953 10/2020	2,706.53	2,706.53	0.00	0.00	0.00	0.00	6370545953 10/2020
		6370545953 10/2020	P-160020	38064	collins	9/30/2020	4635-0000 Refuse Collection	6370545953 10/2020	170.56	170.56	0.00	0.00	0.00	0.00	6370545953 10/2020
		6370545953 10/2020	P-160020	38064	collins	9/30/2020	4640-0000 Water/Sewer	6370545953 10/2020	180.83	180.83	0.00	0.00	0.00	0.00	6370545953 10/2020
		6370545953 10/2020	P-160020	38064	collins	9/30/2020	4648-0000 Irrigation - Utility	6370545953 10/2020	32.97	32.97	0.00	0.00	0.00	0.00	6370545953 10/2020
		6370545953 10/2020	P-160020	38064	collins	9/30/2020	4650-0000 Stormwater	6370545953 10/2020	238.65	238.65	0.00	0.00	0.00	0.00	6370545953 10/2020
		6370545953 10/2020	P-160020	38064	collins	9/30/2020	4660-0000 Fire Service - Utility	6370545953 10/2020	182.97	182.97	0.00	0.00	0.00	0.00	6370545953 10/2020
		7621285610 10/2020	P-160015	38064	fuqua	9/30/2020	4648-0000 Irrigation - Utility	7621285610 10/2020	23.05	23.05	0.00	0.00	0.00	0.00	7621285610 10/2020
		7621285610 10/2020	P-160015	38064	fuqua	9/30/2020	4649-0000 Irrigation-NonCAM	7621285610 10/2020	42.81	42.81	0.00	0.00	0.00	0.00	7621285610 10/2020
		7621285610 10/2020	P-160015	38064	johnson	9/30/2020	4635-0000 Refuse Collection	7621285610 10/2020	187.62	187.62	0.00	0.00	0.00	0.00	7621285610 10/2020
		7621285610 10/2020	P-160015	38064	morgan	9/30/2020	4635-0000 Refuse Collection	7621285610 10/2020	153.50	153.50	0.00	0.00	0.00	0.00	7621285610 10/2020
		8559156780 10/2020	P-160012	38064	morgan	9/30/2020	4605-0000 Electric	8559156780 10/2020	1,481.68	1,481.68	0.00	0.00	0.00	0.00	8559156780 10/2020
		8621285610 10/2020	P-160018	38064	knight	9/30/2020	4605-0000 Electric	8621285610 10/2020	143.15	143.15	0.00	0.00	0.00	0.00	8621285610 10/2020
		8621285610 10/2020	P-160018	38064	knight	9/30/2020	4640-0000 Water/Sewer	8621285610 10/2020	43.44	43.44	0.00	0.00	0.00	0.00	8621285610 10/2020
		8621285610 10/2020	P-160018	38064	knight	9/30/2020	4650-0000 Stormwater	8621285610 10/2020	49.65	49.65	0.00	0.00	0.00	0.00	8621285610 10/2020
		8621285610 10/2020	P-160018	38064	knight	9/30/2020	4660-0000 Fire Service - Utility	8621285610 10/2020	53.30	53.30	0.00	0.00	0.00	0.00	8621285610 10/2020
		9621285610 10/2020	P-160011	38064	morgan	9/30/2020	4605-0000 Electric	9621285610 10/2020	674.44	674.44	0.00	0.00	0.00	0.00	9621285610 10/2020
Total utltal									**9,566.76**	**9,566.76**	**0.00**	**0.00**	**0.00**	**0.00**	
Grand Total									**42,716.57**	**42,716.57**	**0.00**	**0.00**	**0.00**	**0.00**	

innovation Park
(A Reseach & Development Centre)

Innovation Park

UNIT	TENANT	MONTHLY TOTAL	PREVIOUS BALANCE	TOTAL DUE	PAYMENT RECEIVED	DATE PAID	BALANCE DUE	COMMENTS	SALES TAX DUE
	COLLINS	$ 4,589.40	$ 777.10	$ 5,366.50	$ 1,925.10		$ 3,441.40		$ 125.94
	FUQUA-FSURF	$ 826.86	$ 999.77	$ 1,826.63	$ -		$ 1,826.63	Billed qtly for Atrium common area	$ -
	JOHNSON	$ 41,111.63	$ 23,880.12	$ 64,991.75	$ 41,020.17		$ 23,971.58		$ -
	KNIGHT	$ 2,613.82	$ 18,373.88	$ 20,987.70	$ 719.31		$ 20,268.39		$ 44.93
								Misc payments	
	MORGAN	$ 8,076.83	$ 1,979.31	$ 10,056.14	$ 4,982.07		$ 5,074.07		$ -
	PHIPPS	$ 10,719.57	$ -	$ 10,719.57	$ 10,719.57		$ -		$ -
	TENANTS IN COMMON	$ 454.93	$ (0.00)	$ 454.93	$ -		$ (0.00)	Refunded AR Balance for Danfos and Avalanche	$ -
					$ 454.93			misc TIC payments	
	==========		= = = = = =	= = = = = =

Innovation Park
(A Reseach & Development
Centre)

Collins Bldg.-2051 E Paul Dirac Dr.
Tallahassee, FL 32310

n

% OF BLDG	TENANT	START	END	SECURITY DEPOSIT	SQ.FT.	$ PER SQ.FT.	GPR	BASE RENT	STAX (7%)	OTHER	MONTHLY TOTAL	PREVIOUS BALANCE	TOTAL DUE	PAYMENT RECEIVED	DATE PAID	BALANCE DUE	COMMENTS	SALES TAX DUE
75	VACANT			$ -	17,320	0.00	$ -				$ -		$ -			$ -		
142	VACANT				150	0.00	$ -		$ -							$ -		$ -
lab-3ofc, 124,125,127,152	VACANT				4,234	0.00	$ -	$ -	$ -		$ -	$ -	$ -			$ -		$ -
lab- 1,2,3	Reclaim Pharmaceutical Waste Mgt (Quarry Bio)	8/1/19	7/31/22	$ 1,515.83	1,070	17.00	$ 1,515.83	$ 1,515.83	$ 106.11		$ 1,621.94	$ (132.39)	$ 1,489.55	$ 1,621.94	09/04	$ (132.39)		$ 106.11
Lab 1 - Area 2	Quarry Sanitizer, LLC	4/4/20	MTM	$ -	200	17.00	$ 283.33	$ 283.33	$ 19.83		$ 303.16	$ 909.49	$ 1,212.65	$ 303.16	09/04	$ 909.49		$ 19.83
25	DEPT OF AGRICULTURE & CONSUMER SERVICES-SEAFOOD & AQUACULTURE	7/1/07	6/30/22	$ -	1,926	16.60	$ 2,664.30	$ 2,664.30	EXEMPT		$ 2,664.30	$ -	$ 2,664.30			$ 2,664.30	RENT SAME TILL END OF LEASE	EXEMPT
	TOTALS			$ 1,515.83	24,900	25.30	$ 4,463.46	$ 4,463.46	$ 125.94	$ -	$ 4,589.40	$ 777.10	$ 5,366.50	$ 1,925.10		$ 3,441.40		$ 125.94

Innovation Park
(A Reseach & Development Centre)
Atrium-common Area.-2035 E. Paul Dirac Dr
Tallahassee, FL 32310

TENANT	MONTHLY TOTAL	PREVIOUS BALANCE	TOTAL DUE	PAYMENT RECEIVED	DATE PAID	BALANCE DUE	COMMENTS	SALES TAX DUE
FSU RESEARCH FOUNDATION, INC.	$ 826.86	$ 999.77	$ 1,826.63			$ 1,826.63	Billed qtly for common area costs	EXEMPT
TOTALS	$ 826.86	$ 999.77	$ 1,826.63	$ -		$ 1,826.63		$ -

Innovation Park
(A Reseach & Development Centre)
Johnson Bldg.-2035 E. Paul Dirac Dr
Tallahassee, FL 32310

UNIT	TENANT	START	END	SECURITY DEPOSIT	SQ.FT.	$ PER SQ.FT.	GPR	RENT	STAX (7.%)	OTHER	MONTHLY TOTAL	PREVIOUS BALANCE	TOTAL DUE	PAYMENT RECEIVED	DATE PAID	BALANCE DUE	COMMENTS	SALES TAX DUE
200	Florida State University Board of Trustees	8/1/17	7/31/21	$ -	11,079			$ 16,161.36	EXEMPT	$ -	$ 16,161.36	$ -	$ 16,161.36	$ 16,161.36	09/09	$ -		EXEMPT
											$ -		$ -			$ -		
300																		
	General Service Adminstration DBA National Park Svs	2/18/15	2/17/25		30,616			$ 24,950.27			$ 24,950.27	$ 23,880.12	$ 48,830.39	$ 24,858.81	09/01	$ 23,971.58		EXEMPT
	TOTALS			$ -	41,695	0.00	$ -	$ 41,111.63	$ -	$ -	$ 41,111.63	$ 23,880.12	$ 64,991.75	$ 41,020.17		$ 23,971.58		$ -

A/R	$	23,971.58
Prepaid	$	-

Innovation Park
(A Reseach & Development Centre)
Morgan Building-2035 W Paul Dirac Dr.
Tallahassee, FL 32310

UNIT	LEASE #	TENANT	START	END	SECURITY DEPOSIT	SQ.FT.	$ PER SQ.FT.	GPR	BASE RENT	STAX (7.%)	ELECTRIC	OTHER	MONTHLY TOTAL	PREVIOUS BALANCE	TOTAL DUE	PAYMENT RECEIVED	DATE PAID	BALANCE DUE	COMMENTS	SALES TAX DUE
100/101		CONFERENCE RM				571.00														
102,104,105,106,107,108, 140		FSU/ TMH TESTING LAB	6/1/20	5/31/21	$ -	1926	17.97	$ 2,884.25	$ 2,884.25	Exempt	$ -		$ 2,884.25	$ (2,633.33)	$ 250.92			$ 250.92		
103						160.00														
110, 113, 113A	2014:101	Northwest Regional Data Center	1/20/14	4/30/25		1799.00	14.94	$ 4,982.07	$ 4,982.07	EXEMPT			$ 4,982.07	$ 4,836.96	$ 9,819.03	$ 4,982.07	9/16	$ 4,836.96		EXEMPT
114, 121, 122, 123		*NWRDC (part of above)*				515.00														
115, 118, 119,120		*NWRDC (part of above)*				1514.00	0.00	$ -												$ -
117		*NWRDC (part of above)*				175.00														
116		VACANT				195.00														
127, 128, 129, 129A		Vacant			$ -	1000.00	0.00	$ -												$ -
130,130A-C, 132, 133, 135-139	C-1644	Vacant				3118.00	0.00	$ -												EXEMPT
		CONSTRUCTION MANAGEMENT & BOND GUARANTEE PROGRAM																		
		INSTITUTE ON URBAN POIICY & COMMERCE																		
		SMALL BUSINESS DEVELOPMENT CENTER																		
131	2008:103	FSU-INSTITUTE OF SCIENCE & PUBLIC AFFAIRS	5/1/08	4/30/20	$ -	130.00	16.50	$ 178.75	$ 188.84	EXEMPT	$ 21.67		$ 210.51	$ (210.51)	$ -			$ -		EXEMPT
203-208		VACANT			$ -	1588.50	0.00	$ -		EXEMPT										EXEMPT
200, 211-212		VACANT				786.50	0.00	$ -		EXEMPT										EXEMPT
201		VACANT				275.00	0.00													
210		VACANT				199.00	0.00	$ -												$ -
213		VACANT				199.00	0.00	$ -												$ -
214-215		VACANT			$ -	463.00	0.00													EXEMPT
219		VACANT			$ -	336.00	0.00													
220		VACANT				212.00	0.00													
221		VACANT				200.00	0.00													
222, 237		VACANT			$ -	1148.00	0.00													EXEMPT
222A		VACANT			$ -	470.00	0.00													EXEMPT
225		VACANT				227.00														
225A		VACANT				178.00														
225B		VACANT				175.00														
225C		VACANT				175.00														
225D		VACANT				178.00														
226-235	2002:113	VACANT			$ -	3000.00	14.50	$ 3,625.00												EXEMPT
236		VACANT			$ -	1806.00	14.50	$ 2,182.25												EXEMPT
FRM		Danfoss Turbocor Compressor, Inc	4/23/19	1/31/20	$ -									$ (13.81)	$ (13.81)			$ (13.81)		$ -
															$ -					
		TOTALS			$ -	22719.00	6.53	$ 13,852.32	$ 8,055.16	$ -		$ -	$ 8,076.83	$ 1,979.31	$ 10,056.14	$ 4,982.07		$ 5,074.07		$ -

A/R $ 5,087.88
Prepaid $ (13.81)

Innovation Park
(A Reseach & Development Centre)
Knight Administration Centre-1736 W Paul Dirac Dr.
Tallahassee, FL 32310

UNIT	TENANT	START	END	SECURITY DEPOSIT	SQ.FT.	$ PER SQ.FT.	GPR	BASE RENT	C.A.M.	INSUR.	RETAX	STAX (7.%)	DSL CHARGE	OTHER	MONTHLY TOTAL	PREVIOUS BALANCE	TOTAL DUE	PAYMENT RECEIVED	DATE PAID	BALANCE DUE	COMMENTS	SALES TAX DUE
102,104,105	LEON COUNTY RESEARCH & DEVELOPMENT AUTHORITY	MTM			1,782	0.00	$ -	$ -	$ -	$ -	$ -	$ -			$ -		$ -			$ -	OWNER-FREE RENT	$ -
103	VACANT			$ -	188	0.00	$ -					$ -	$ -		$ -		$ -			$ -		$ -
110	VACANT			$ -	254	0.00	$ -	$ -				$ -	$ -		$ -		$ -			$ -		$ -
111	VACANT				90																	
112	NHU ENERGY, INC	8/1/15	7/31/19	$ 183.67	152	50.67	$641.88	$641.88				$44.93	$ -		$ 686.81	$ (613.97)	$ 72.85	$ 686.81	9/25	$ (613.96)		$ 44.93
														$ 8.01	$ 8.01	$ (194.06)	$ (186.05)			$ (186.05)	Other: Credit for Other Rent 12.18 to 07.20 per Ron. / Copies Usage	EXEMPT
113	NHU ENERGY, INC	8/1/15	7/31/19		164	0.00																
114	NHU ENERGY, INC	8/1/15	7/31/19	$ -	170	0.00																
FRM	NANOSTRATA, INC.	7/1/10	8/31/19	$ -		#DIV/0!	$ -	$ -				$ -	$ -			$ (0.04)	$ (0.04)			$ (0.04)		$ -
	FAMU GRANT													$ 1,919.00	$ 1,919.00	$ 32.50	$ 1,951.50	$ 32.50	09/09	$ 1,919.00	Other Program Income 3306-0000	EXEMPT
	Domi Education															$ 7,500.00	$ 7,500.00			$ 7,500.00	Other Income 3310-0000	
	OEV Grant															$ 11,649.45	$ 11,649.45			$ 11,649.45	EEP Training 3305	
	Community Foundation																				REFUND FROM Engineered Cooling	
																					Brown / Brown 1915-0000	
	TOTALS			$ 183.67	2,800	#DIV/0!	$641.88	$641.88	$ -	$ -	$ -	$44.93		$ 1,927.01	$ 2,613.82	$ 18,373.88	$ 20,987.70	$ 719.31		$ 20,268.39		$ 44.93

A/R $ 21,068.45

Innovation Park
(A Reseach & Development Centre)
Phipps Bldg.-2007 E Paul Dirac Dr.
Tallahassee, FL 32310

UNIT	TENANT	START	END	SECURITY DEPOSIT	SQ.FT.	$ PER SQ.FT.	GPR	BASE RENT	STAX (7.%)	OTHER	MONTHLY TOTAL	PREVIOUS BALANCE	TOTAL DUE	PAYMENT RECEIVED	DATE PAID	BALANCE DUE	COMMENTS	SALES TAX DUE
PHIPPS	FLORIDA DEPARTMENT OF TRANSPORATION	6/1/07	9/30/22	$ -	14,661	8.77	$ 10,719.57	$ 10,719.57	EXEMPT		$ 10,719.57	$ -	$ 10,719.57	$ 10,719.57	09/25	$ -		EXEMPT
	STRUCTURAL RESEARCH LABORATORY																RENT SAME TILL END OF LEASE	
	(bldg & land is **5.28** acres)																LESSEE PAYS UTILITIES, JANITORIAL & GROUNDS MAINTENANCE. LANDLORD PAYS FOR HVAC, STRUCTURAL & SOME INTERIOR MAINTENANCE ITEMS.	
																	Misc Deposit Lowe's	
	==========	=========	=========	=========	=========	=======	= = = = =	= = = = =	= = = =	= = = = =	= = = = = =	= = = = = =	= = = = = = =	= = = = = = =	= = = = =	= = = = = = =	==========	
	TOTALS			$ -	14,661	8.77	$ 10,719.57	$ 10,719.57	$ -	$ -	$ 10,719.57	$ -	$ 10,719.57	$ 10,719.57		$ -		$ -

A/R	$	-
Prepaid	$	-

INNOVATION PARK
TENANTS IN COMMON BLDG.

Innovation Park
(A Reseach & Development Centre)
Tenants In Common - Paul Dirac Dr.
Tallahassee, FL 32310

BLDG/UNIT	TENANT	START	END	SECURITY DEPOSIT	ACRES	$ PER SQ.FT.	GPR	BASE RENT	STAX (7.%)	OTHER RENT	OTHER	MONTHLY TOTAL	PREVIOUS BALANCE	TOTAL DUE	PAYMENT RECEIVED	DATE PAID	BALANCE DUE	COMMENTS	SALES TAX DUE
GROUND																			
12A	KNIGHT ADMINISTRATIVE CENTRE				3.00													SEE KNIGHT PROPERTY CONFIGURATION	
GROUND																			
1B	PHIPPS BUILDING				2.50													SEE PHIPPS PROPERTY CONFIGURATION	
GROUND																			
1D-2D	DANFOSS TURBOCOR, INC.	3/15/07	3/31/27	$ -	6.83				$ -			$ -	$ (0.00)	$ (0.00)			$ (0.00)		$ -
3D					2.87														
GROUND	AVALANCHE PARTNERS																		
1E	COLLEGE CENTER FOR LIBRARY EXPANSION	1/7/08	1/28/74	$ -	2.42				$ -			$ -	$ 0.00	$ 0.00			$ 0.00		$ -
2E-3E	COLLEGE CENTER FOR LIBRARY AUTOMATION	1/7/02	1/28/74		4.01														
GROUND																			
4E	VACANT				3.45														
GROUND																			
5E	VACANT				1.80														
GROUND																			
6E	VACANT				2.00														
GROUND																			
7E/1F					9.80														
GROUND																			
5G	COLLINS BUILDING				3.47													TENANTS IN COMMON CHARGES INCLUDED IN RENT; NO ADD'L REIMBURSEMENT FROM TENANTS	
GROUND																		TENANTS IN COMMON CHARGES INCLUDED IN RENT; NO ADD'L REIMBURSEMENT FROM TENANTS	
6G	MORGAN BUILDING		LCRDA		2.25														
	JOHNSON BUILDING		11/1/14		2.71							$ -		$ -			$ -		EXEMPT
	SLIGER BUILDING		11/1/14		2.52							$ -		$ -			$ -	2.52 ACRES OF TENANTS IN COMMON CHARGES ARE REIMBURSED BY FSURF	EXEMPT
	OTHER TENANTS				0.16														
	SHAW BUILDING	11/24/96	12/23/15		2.71							$ -		$ -			$ -		EXEMPT
	APPLIED SUPERCONDUCTIVITY CENTER																		
	TAI-YANG RESEARCH COMPANY																		
GROUND																			
3A	NORTHWEST REGIONAL DATA CENTER	11/1/81	10/31/21	$ -	4.68							$ -		$ -			$ -	CAM CAPPED AT 8% INCREASE PER YEAR	EXEMPT
GROUND																			
4A-8A	NATIONAL HIGH MAGNETIC FIELD LABORATORY	OWN		$ -	23.52							$ -		$ -			$ -	OWNED BY LEON COUNTY RESEARCH & DEVELOPMENT AUTHORITY	EXEMPT
9A-10A		OWN		$ -															
GROUND																			
11A	FSU-CAM				3.70							$ -		$ -			$ -		
GROUND																			
2B-3B																			
2B	FSU RESEARCH FOUNDATION-A	10/25/01	1/28/74	$ -	6.54							$ -		$ -			$ -		EXEMPT
	CENTER FOR ADVANCED POWER SYSTEMS																		
	LEARNING SYSTEMS INSTITUTE																		
	ENTERPRISE RESOURCE PLANNING																		
3B	FSU RESEARCH FOUNDATION-B	10/25/01	1/28/74	$ -	6.54							$ -		$ -			$ -		EXEMPT
	LEARNING SYSTEMS INSTITUTE																		
	ENTERPRISE RESOURCE PLANNING																		
	FSU FOUNDATION, INC.																		
	FSU OFFICE OF INTELLECTUAL PROPERTY & COMMERCIALIZATION																		
	FSU OFFICE OF RESEARCH-HUMAN SUBJECTS COMMITTEE																		
	FLORIDA CENTER FOR READING RESEARCH																		
	CYBER SECURITY																		

INNOVATION PARK
TENANTS IN COMMON BLDG.

	CENTER ON BETTER HEALTH & LIFE FOR UNDERSERVED POPULATIONS																			
	CENTER FOR INTERACTIVE MEDIA																			
GROUND																				
4B	VACANT				7.40															
GROUND																				
1C	FSU MATERIALS RESEARCH CENTER				4.50							$ -		$ -			$ -	OWNED BY FSURF	EXEMPT
GROUND																				
2C	FSU-AEROPULSION & MECHATRONICS ENERGY				4.50							$ -		$ -			$ -	OWNED BY FSURF	EXEMPT
GROUND																				
3C	VACANT				3.60															
GROUND																				
4C	VACANT				3.90															
GROUND																				
5C	VACANT				3.70															
GROUND																				
6C	VACANT				3.03															
GROUND																				
3F-4F	ELBIT SYSTEMS OF AMERICA	8/4/89	8/3/39	$ -	9.16							$ -		$ -			$ -	CAM CAPPED AT 8% INCREASE PER YEAR	$ -
GROUND																				
1A	VACANT				2.80															
GROUND																				
2A	VACANT				3.00															
GROUND																				
2F	VACANT				8.65															
GROUND																				
1G	VACANT				2.10															
GROUND																				
2G	VACANT				2.30															
GROUND																				
3G	VACANT				5.30															
GROUND																				
4G	CENTENNIAL BUILDING				3.94				Exempt			$ -		$ -			$ -		EXEMPT
GROUND																				
8E	VACANT				9.24															
EBP	VACANT																			
	MISCELLANEOUS PAYMENTS										$ 200.00	$ 200.00		$ 200.00	$ 200.00	09/03	$ -	Shanna Lewis-Restitution 3310-0000	
											$ 254.93	$ 254.93		$ 254.93	$ 254.93	09/21	$ -	Brown and Brown Refund	
														$ -					
	==========	=========	=========	=========	=========	======	= = = = =	= = = = =	= = = = = = = = =		= = = = = = = = = =	= = = = = = = = = =	= = = = =	= = = = = = = = = =

Work Order List

Property=innvtion AND Order By=WO#

WO	Prop-Unit	Status	Call Date	Start Date	Employee	Brief Desc	Quantity	Stock	Stock Description	Unit Price	Total
56877	collins	Work Completed	8/26/2020		ddm	RWO Property check	1.50		DeMartino - straight	45.00	67.50
					ddm		2.00		DeMartino - straight	45.00	90.00
					ddm		0.50		DeMartino - straight	45.00	22.50
					ddm		5.50		DeMartino - straight	45.00	247.50
					ddm		0.50		DeMartino - straight	45.00	22.50
					ddm		1.00		DeMartino - straight	45.00	45.00
					ddm		5.00		DeMartino - straight	45.00	225.00
					ddm		1.00		DeMartino - straight	45.00	45.00
					ddm		1.50		DeMartino - straight	45.00	67.50
					ddm		3.00		DeMartino - straight	45.00	135.00
					ddm		2.00		DeMartino - straight	45.00	90.00
					ddm		0.50		DeMartino - straight	45.00	22.50
					ddm		2.00		DeMartino - straight	45.00	90.00
					ddm		2.00		DeMartino - straight	45.00	90.00
					ddm		1.00		DeMartino - straight	45.00	45.00
					ddm		3.50		DeMartino - straight	45.00	157.50
					ddm		1.00		DeMartino - straight	45.00	45.00
					ddm		5.50		DeMartino - straight	45.00	247.50
					ddm		0.50		DeMartino - straight	45.00	22.50
					ddm		7.00		DeMartino - straight	45.00	315.00
					ddm		0.50		DeMartino - straight	45.00	22.50
					ddm		4.50		DeMartino - straight	45.00	202.50
					ddm		7.00		DeMartino - straight	45.00	315.00
					ddm		9.00		DeMartino - straight	45.00	405.00
					ddm		10.00		DeMartino - straight	45.00	450.00
					ddm		2.50		DeMartino - straight	45.00	112.50
					ddm		1.50		DeMartino - straight	45.00	67.50
					ddm		0.50		DeMartino - straight	45.00	22.50
					ddm		0.50		DeMartino - straight	45.00	22.50
					ddm		1.00		DeMartino - straight	45.00	45.00
					ddm		3.50		DeMartino	45.00	157.50
					ddm		1.50		DeMartino - straight	45.00	67.50
					ddm		2.50		DeMartino - straight	45.00	112.50
56878	fuqua	Work Completed	8/26/2020		ddm	RWO Property check	1.00		DeMartino	45.00	45.00
					ddm		0.50		DeMartino - straight	45.00	22.50
56879	johnson	Work Completed	8/26/2020		ddm	RWO Property check	3.50		DeMartino - straight	45.00	157.50
					ddm		1.00		DeMartino - straight	45.00	45.00
					ddm		0.50		DeMartino - straight	45.00	22.50
					ddm		1.00		DeMartino - straight	45.00	45.00
					ddm		2.50		DeMartino - straight	45.00	112.50
					ddm		1.00		DeMartino - straight	45.00	45.00
					ddm		2.50		DeMartino - straight	45.00	112.50
					ddm		1.00		DeMartino - straight	45.00	45.00
					ddm		1.50		DeMartino - straight	45.00	67.50
					ddm		1.00		DeMartino - straight	45.00	45.00
					ddm		0.50		DeMartino - straight	45.00	22.50
					ddm		0.50		DeMartino - straight	45.00	22.50
					ddm		1.00		DeMartino - straight	45.00	45.00
					ddm		0.50		DeMartino - straight	45.00	22.50
					ddm		0.50		DeMartino - straight	45.00	22.50

Work Order List

Property=innvtion AND Order By=WO#

				ddm		1.00	DeMartino	45.00	45.00
				ddm		2.00	DeMartino - straight	45.00	90.00
56880	knight	Work Completed	8/26/2020	ddm	RWO Property check	0.50	DeMartino - straight	45.00	22.50
				ddm		1.00	DeMartino	45.00	45.00
				ddm		1.50	DeMartino - straight	45.00	67.50
				ddm		1.00	DeMartino - straight	45.00	45.00
				ddm		1.00	DeMartino - straight	45.00	45.00
				ddm		1.00	DeMartino - straight	45.00	45.00
56881	morgan	Work Completed	8/26/2020	ddm	RWO Property check	1.50	DeMartino - straight	45.00	67.50
				ddm		1.00	DeMartino - straight	45.00	45.00
				ddm		0.50	DeMartino - straight	45.00	22.50
				ddm		0.50	DeMartino - straight	45.00	22.50
				ddm		0.50	DeMartino - straight	45.00	22.50
				ddm		1.00	DeMartino - straight	45.00	45.00
				ddm		0.50	DeMartino - straight	45.00	22.50
				ddm		1.00	DeMartino - straight	45.00	45.00
				ddm		1.00	DeMartino - straight	45.00	45.00
				ddm		0.50	DeMartino - straight	45.00	22.50
				ddm		0.50	DeMartino - straight	45.00	22.50
				ddm		0.50	DeMartino - straight	45.00	22.50
				ddm		2.00	DeMartino - straight	45.00	90.00
				ddm		2.00	DeMartino - straight	45.00	90.00
				ddm		1.00	DeMartino - straight	45.00	45.00
				ddm		0.50	DeMartino	45.00	22.50
				ddm		1.00	DeMartino - straight	45.00	45.00
				ddm		1.50	DeMartino - straight	45.00	67.50
56903	inn-tic	Work Completed	8/26/2020	ddm	RWO-Trash Pickup	0.50	DeMartino	45.00	22.50
				ddm		1.00	DeMartino - straight	45.00	45.00
				ddm		0.50	DeMartino - straight	45.00	22.50
				ddm		0.50	DeMartino - straight	45.00	22.50
				ddm		1.00	DeMartino - straight	45.00	45.00
				ddm		1.00	DeMartino - straight	45.00	45.00
				ddm		1.00	DeMartino - straight	45.00	45.00
				ddm		0.50	DeMartino - straight	45.00	22.50
				ddm		1.50	DeMartino - straight	45.00	67.50
				ddm		0.50	DeMartino - straight	45.00	22.50
									6,525.00